

INDEPENDENT AUDITORS' REPORT

To,
The Members,
MONARCH NETWORK INVESTMENT ADVISORS PRIVATE LIMITED

Report on the Audit of the Standalone Financial Statements

Opinion

We have audited standalone financial statements of **MONARCH NETWORK INVESTMENT ADVISORS PRIVATE LIMITED** ("the company"), which comprise the Balance Sheet as at 31st March 2024, the Statement of Profit and Loss (including other Comprehensive Income), the Statement in Changes in Equity and the Cash Flow Statement for the year then ended, and notes to the financial statement, including a summary of significant accounting policies and other explanatory information (hereinafter referred to as "the standalone financial statement").

In our opinion and to the best of our information and according to the explanations given to us, the aforesaid financial statements give the information required by the Act in manner so required and give a true and fair view in conformity with the Indian Accounting Standards prescribed under section 133 of the Act read with the Companies (Indian Accounting Standards) Rules, 2015, as amended, ("Ind AS") and other accounting principles generally accepted in india, of the state of affairs of the company as at 31st March, 2023 and profit and total comprehensive income, change in equity and its cash flows for the year ended on that date.

Basis for Opinion

We conducted our audit in accordance with the Standards on Auditing (SAs) specified under section 143(10) of the Companies Act, 2013. Our responsibilities under those Standards are further described in the *Auditor's Responsibilities for the Audit of the Financial Statements* section of our report. We are independent of the Company in accordance with the Code of Ethics issued by the Institute of Chartered Accountants of India together with the ethical requirements that are relevant to our audit of the financial statements under the provisions of the Companies Act, 2013 and the Rules thereunder, and we have fulfilled our other ethical

Ahmedabad

704, Abhishree Avenue, Opp. Hanuman Temple, Nr. Nehru Nagar Circle, SM Road, Ambawadi, Ahmedabad 380015
+917940307337, +919824250131
jva@vageriya.com

Mumbai

601 A-Wing, Kedarnath Appartment, Overipada, Nr. Western Express Highway, Dahisar (East), Mumbai-400068
+91-77380 66055, +91-9870 980078
pmj@vageriya.com



responsibilities in accordance with these requirements and the Code of Ethics. We believe that the audit evidence we have obtained is sufficient and appropriate to provide a basis for our opinion.

Key Audit Matters

Key audit matters are those matters that, in our professional judgment, were of most significance in our audit of the standalone Ind AS financial statements of the current period. These matters were addressed in the context of our audit of the standalone Ind AS financial statements as a whole, and in forming our opinion thereon, and we do not provide a separate opinion on these matters.

Information Other than the Financial Statements and Auditor's Report Thereon

The Company's Board of Directors is responsible for the other information. The other information comprises the information included in the Management Discussion and Analysis, Board's Report including Annexures to Board's Report, Business Responsibility Report, Corporate Governance and Shareholder's Information, but does not include the standalone financial statements and our auditor's report thereon.

Our opinion on the standalone financial statements does not cover the other information and we do not express any form of assurance conclusion thereon. In connection with our audit of the standalone financial statements, our responsibility is to read the other information and, in doing so, consider whether the other information is materially inconsistent with the standalone financial statements or our knowledge obtained during the course of our audit or otherwise appears to be materially misstated.

If, based on the work we have performed, we conclude that there is a material misstatement of this other information, we are required to report that fact. We have nothing to report in this regard.

Management's Responsibility for the Standalone Financial Statements

The Company's Board of Directors is responsible for the matters stated in section 134(5) of the Companies Act, 2013 ("the Act") with respect to the preparation and presentation of these financial statements that give a true and fair view of the financial position, financial performance and cash flows of the Company in accordance with the accounting principles generally accepted in India, including the Accounting Standards specified under Section 133 of the Act, read with Rule 7 of the Companies (Accounts) Rules, 2014. This responsibility also



includes the maintenance of adequate accounting records in accordance with the provision of the Act for safeguarding of the assets of the Company and for preventing and detecting the frauds and other irregularities; selection and application of appropriate accounting policies; making judgments and estimates that are reasonable and prudent; and design, implementation and maintenance of adequate internal financial control, that were operating effectively for ensuring the accuracy and completeness of the accounting records, relevant to the preparation and presentation of the financial statements that give a true and fair view and are free from material misstatement, whether due to fraud or error.

In preparing the financial statements, management is responsible for assessing the Company's ability to continue as a going concern, disclosing, as applicable, matter related to going concern and using the going concern basis of accounting unless management either intends to liquidate the Company or to cease operations, or has no realistic alternative but to do so.

Those Board of Directors are also responsible for overseeing the Company's financial reporting process.

Auditor's Responsibility

Our objectives are to obtain reasonable assurance about whether the financial statements as a whole are free from material misstatement, whether due to fraud or error and to issue an auditor's report that includes our opinion. Reasonable assurance is a high level of assurance, but is not a guarantee that an audit conducted in accordance with SAs will always detect a material misstatement when it exists. Misstatements can arise from fraud or error and are considered material if, individually or in the aggregate, they could reasonably be expected to influence the economic decisions of users taken on the basis of these financial statements.

As part of an audit in accordance with SAs, we exercise professional judgment and maintain professional skepticism throughout the audit. We also:

- Identify and assess the risks of material misstatement of the financial statements, whether due to fraud or error, design and perform audit procedures responsive to those risks, and obtain audit evidence that is sufficient and appropriate to provide a basis for our opinion. The risk of not detecting a material misstatement resulting from fraud is higher than for one resulting from error, as fraud may involve collusion, forgery, intentional omissions, misrepresentations, or the override of internal control.



- Obtain an understanding of internal financial control relevant to the audit in order to design audit procedures that are appropriate in the circumstances. Under section 143(3)(i) of the Companies Act, 2013, we are also responsible for expressing our opinion on whether the company has adequate internal financial controls system in place and the operating effectiveness of such controls.
- Evaluate the appropriateness of accounting policies used and the reasonableness of accounting estimates and related disclosures made by management.
- Conclude on the appropriateness of management's use of the going concern basis of accounting and, based on the audit evidence obtained, whether a material uncertainty exists related to events or conditions that may cast significant doubt on the Company's ability to continue as a going concern. If we conclude that a material uncertainty exists, we are required to draw attention in our auditor's report to the related disclosures in the financial statements or, if such disclosures are inadequate, to modify our opinion. Our conclusions are based on the audit evidence obtained up to the date of our auditor's report. However, future events or conditions may cause the Company to cease to continue as a going concern.
- Evaluate the overall presentation, structure and content of the standalone financial statements, including the disclosures, and whether the standalone financial statements represent the underlying transactions and events in a manner that achieves fair presentation.

Materiality is the magnitude of misstatements in the standalone financial statements that, individually or in aggregate, makes it probable that the economic decisions of a reasonably knowledgeable user of the financial statements may be influenced. We consider quantitative materiality and qualitative factors in (i) planning the scope of our audit work and evaluating the results of our work; and (ii) to evaluate the effect of any identified misstatements in the financial statement.

We communicate with those charged with governance regarding, among other matters, the planned scope and timing of the audit and significant audit findings, including any significant deficiencies in internal control that we identify during our audit.



We also provide those charged with governance with a statement that we have complied with relevant ethical requirements regarding independence, and to communicate with them all relationships and other matters that may reasonably be thought to bear on our independence, and where applicable, related safeguards.

From the matters communicated with those charged with governance, we determine those matters that were of most significance in the audit of the financial statements of the current period and are therefore the key audit matters. We describe these matters in our auditor's report unless law or regulation precludes public disclosure about the matter or when, in extremely rare circumstances, we determine that a matter should not be communicated in our report because the adverse consequences of doing so would reasonably be expected to outweigh the public interest benefits of such communication.

Report on other Legal and Regulatory Requirements

1. As required by section 143(3) of the Act, we report that:
 - a) We have sought and obtained all the information and explanations which to the best of our knowledge and belief were necessary for the purposes of our audit.
 - b) In our opinion proper books of account as required by law have been kept by the Company so far as it appears from our examination of those books.
 - c) The Balance Sheet, the Statement of Profit and Loss including Other Comprehensive Income, Statement of Changes in Equity and the Cash Flow statement dealt with by this Report are in agreement with the books of account.
 - d) In our opinion, the aforesaid financial statements comply with the Ind AS specified under Section 133 of the Act.
 - e) On the basis of written representations received from the directors as on 31st March, 2024, taken on record by the Board of Directors, none of the directors is disqualified as on 31st March, 2024, from being appointed as a director in terms of Section 164(2) of the Act.
 - f) Since the Company's turnover as per last audited financial statements is less than Rs.50 Crores and its borrowings from banks and financial institutions at any time during the year is less than Rs.25 Crores, the Company is exempted from getting



an audit opinion with respect to the adequacy of the internal financial controls over financial reporting of the company and the operating effectiveness of such controls vide notification dated June 13, 2017..

g) In our opinion and to the best of our information and according to the explanations given to us, we report as under with respect to other matters to be included in the Auditor's Report in accordance with Rule 11 of the Companies (Audit and Auditors) Rules, 2014:

- i. The Company has disclosed the impact of pending litigations on its financial position in its Ind AS financial statements.
- ii. The Company has made provision, as required under the applicable law or accounting standards, for material foreseeable losses, if any, on long term contracts including derivative contracts;
- iii. There were no amounts which required to be transferred by the Company to the Investor Education and Protection Fund.
- iv. (i) The management has represented that, to the best of its knowledge and belief, other than as disclosed in the notes to the accounts, no funds have been advanced or loaned or invested (either from borrowed funds or share premium or any other sources or kind of funds) by the company to or in any other person(s) or entity(ies), including foreign entities ("Intermediaries"), with the understanding, whether recorded in writing or otherwise, that the Intermediary shall, whether, directly or indirectly lend or invest in other persons or entities identified in any manner whatsoever by or on behalf of the company ("Ultimate Beneficiaries") or provide any guarantee, security or the like on behalf of the Ultimate Beneficiaries;
- (ii) The management has represented, that, to the best of its knowledge and belief, other than as disclosed in the notes to the accounts, no funds have been received by the company from any person(s) or entity(ies), including foreign entities ("Funding Parties"), with the understanding whether recorded in writing or otherwise, that the company shall, whether, directly or indirectly, lend or invest in other persons or entities identified in any manner whatsoever by or on behalf of the Funding Party ("Ultimate Beneficiaries") or provide any guarantee, security or the like on behalf of the Ultimate Beneficiaries, and



(iii) As per the information and explanation provided to us, the representation under sub clause (i) and (ii) is not contained any material misstatement.

- v. The company has not declared or paid any dividend during the year under audit.

2. As required by the Companies (Auditor's Report) Order, 2016 ("the Order") issued by the Central Government of India in terms of sub-section (11) of section 143 of the Act, we give in the "Annexure A" a statement on the matters Specified in paragraphs 3 and 4 of the Order.

Date : 21.05.2024

Place : Ahmedabad



**For J P M K AND COMPANY
Chartered Accountants**

A handwritten signature in blue ink, appearing to read "Jitendra Vageriya".

**CA. Jitendra Vageriya
Partner**

M.No. 114424

FRN : 124193W

UDIN: 24114424BKAPT5679

ANNEXURE "A" TO THE INDEPENDENT AUDITOR'S REPORT

(Referred to in paragraph 2 under 'Report on Other Legal and Regulatory Requirements' section of our report to the Members of MONARCH NETWORTH INVESTMENT ADVISORS PRIVATE LIMITED of even date)

- i. According to information and explanation given to us, the company does not have any tangible and intangible assets during the year. Accordingly, paragraph 3(i) of the Order is not applicable.
- ii. The company is service provider. Accordingly paragraph 3(ii) of the Order is not applicable.
- iii. The Company has not made investments in, provided any guarantee or security or granted any loans or advances in the nature of loans, secured or unsecured, to companies, firms, Limited Liability Partnerships or any other parties.
- iv. According to the information and explanations given to us, the Company has not granted loans and made any investments or provided any guarantee or security to the parties covered under section 185 and 186. Accordingly, paragraph 3(iv) of the Order is not applicable.
- v. According to the information and explanation given to us, the company has not accepted the any deposits and does not have any unclaimed deposits as at 31st March, 2023 and therefore, the provisions of the clause 3(v) of the Order are not applicable to the company.
- vi. The maintenance of cost records has not been specified by the Central Government under section 148(1) of the Companies Act, 2013 for the business activities carried out by the company. Thus reporting under clause 3(vi) of the order is not applicable to the company.
- vii. (a) According to the information and explanation given to us, the company has generally been regular in depositing undisputed statutory dues including Provident Fund, Employees' State Insurance, Sales Tax, Goods & Service Tax, Duty of Customs, Cess and any other statutory dues applicable to it with appropriate authorities and no such



undisputed amounts were in arrears for a period of more than six months from the date they became payable.

(b) As per the information and explanation given to us, there are no disputed dues outstanding on account of *Provident Fund, Employees' State Insurance, Income-tax, Sales Tax, Duty of Customs, Cess and any other statutory dues.*

viii. According to the information and explanation given to us, there are no transactions which has been surrendered or disclosed as income during the year in the tax assessments under the Income Tax Act, 1961.

ix. (a) According to the records made available to us and information and explanation given to us by the management, in our opinion the company has not defaulted in repayment of dues to a bank or financial institution.

(b) the company has not been declared wilful defaulter by any bank of financial institution.

(c) According to the records made available to us, the term loans were applied for the purpose for which the loans were obtained.

(d) No funds have been raised on short term basis by the company. Thus the reporting under clause 3(ix)(d) of order is not applicable.

(e) According to the information and explanation given to us, the company does not have any subsidiaries, associates or joint ventures. So the clause 3(ix)(e) & 3(ix)(f) of the order is not applicable to the company.

x. According to the information and explanation given to us and based on our examination of the records of the company, the company has not raised money by way of initial public offer or further public offer during the year.

xi. (a) According to the information and explanation given to us, no fraud by the company or no material fraud on the company by its officers or employees has been noticed or reported during course of our audit.



(b) According to the information and explanation given to us, no report has been filed by the auditors in Form ADT-4 as prescribed under rule 13 of Companies (Audit and Auditors) Rules, 2014 with the Central Government.

(c) The company has not received any whistle-blower complaints during the year. So the clause 3(xi)(c) of the order is not applicable.

- xii. According to the information and explanation given to us the company is not a nidhi company hence clause 3(xii) of companies (auditor's Report) order 2020 is not applicable.
- xiii. According to the information and explanation given to us and based on our examination of the records of the company, all transactions with the related parties are in compliance with sections 177 and 188 of Companies Act, 2013 where applicable and the details have been disclosed in the Financial Statements, as required by the applicable accounting standards.
- xiv. The company does not have an internal audit system. Hence clause 3(xiv) of companies (auditor's Report) order 2020 is not applicable.
- xv. According to the information and explanation given to us and based on our examination of the records of the company, the company has not entered into any non-cash transactions with directors or persons connected with him. So the clause 3(xv) of the companies (auditor's Report) order 2020 is not applicable.
- xvi. The company is not required to be registered under section 45-IA of the Reserve Bank of India, 1934.
- xvii. According to the information and explanation given to us and based on our examination of the records of the company, the company has not incurred cash losses in the financial year and in the immediately preceding financial year.
- xviii. Based on our examination of the records of the company, there has not been any



resignation of the statutory auditors during the year. hence clause 3 (xviii) of companies (auditor's Report) order 2020 is not applicable.

- xix. On the basis of the financial ratios, ageing and expected dates of realisation of financial assets and payment of financial liabilities, other information accompanying the financial statements, the auditor's knowledge of the Board of Directors and management plans, there is no material uncertainty exists as on the date of the audit report that company is capable of meeting its liabilities existing at the date of balance sheet as and when they fall due within a period of one year from the balance sheet date.
- xx. As per the information and explanation given to us, the provisions of Section 135 of Companies Act, 2013 is not applicable to the company hence the reporting under clause 3(xx) of the Companies (auditor's report) Order, 2020 is not applicable.

Date: 21/05/2024

Place : Ahmedabad



**For J P M K AND COMPANY
Chartered Accountants**

A handwritten signature in blue ink, appearing to read "Jitendra Vageriya".

**Jitendra Vageriya
Partner**

M.No. 114424

FRN : 124193W

UDIN: 24114424BKAPT5679

MONARCH NETWORTH INVESTMENT ADVISORS PRIVATE LIMITED
(Formerly known as Monarch Insurance Broking Private Limited)
CIN:U74140GJ2007PTC052348

BALANCE SHEET AS AT 31ST March, 2024
(Currency: Indian Rupees in Lakhs)

Particulars	Notes	Year Ended on Mar 31,2024	Year Ended on Mar 31,2023
ASSETS			
Non-current assets			
Financial assets			
- Other Financial Assets	2	0.00	0.05
Deferred tax assets (Net)	3	0.32	0.92
Non-current Tax Assets (Net)	4	0.00	2.27
Total Non Current Assets		0.32	3.25
Current assets			
Financial assets			
- Trade Receivables	5	44.37	55.66
- Cash and cash equivalents	6	20.80	25.62
- Balances other than Cash and cash equivalents	7	300.00	200.00
Total Current Assets		365.17	281.28
Total Assets		365.49	284.53
EQUITY AND LIABILITIES			
Equity			
Equity Share capital	8	60.00	60.00
Other equity	9	291.36	182.27
Total Equity		351.36	242.27
Non-current liabilities			
Financial liabilities			
Non-Financial liabilities			
- Provisions	10	0.62	0.40
Deferred Tax Liabilities (Net)			
Total Non Current Liabilities		0.62	0.40
Current liabilities			
Financial liabilities			
- Trade payables	11	0.22	0.31
- Current Tax Liabilities	12	3.93	10.31
- Other financial Liabilities	13	0.00	0.02
Non-Financial liabilities			
- Provisions	14	0.15	20.01
- Other non-financial Liabilities	15	9.21	11.21
Total Current Liabilities		13.52	41.86
TOTAL Liabilities		365.49	284.53
Significant Accounting Policies	1		
See accompanying notes to the financial statements	1 to 47		

For: JPMK AND COMPANY
Chartered Accountants

Jitendra Vageriya
Partner

M. No.: 114424

FRN: 124193W

Place : Ahmedabad

Date : 21/05/2024

UDIN: 24114424BKAPT5679



For and on behalf of Board

Bankim Shah
Director
DIN: 00572673

Shailen Shah
Director
DIN: 01569241

Place : Ahmedabad
Date : 21/05/2024



STATEMENT OF PROFIT AND LOSS FOR THE YEAR ENDED 31ST MARCH-2024
(Currency: Indian Rupees in Lakhs)

Particulars	Notes	Year Ended on Mar 31,2024	Year Ended on Mar 31,2023
INCOME			
Revenue From Operations	16	136.40	124.39
Other Income	17	32.05	8.65
Total Income		168.45	133.04
EXPENSES			
Employee benefit expense	18	22.17	21.60
Fees and commission expenses	19	0.19	1.63
Finance Cost	20	0.00	0.00
Other Expenses	21	4.91	20.90
Total Expenses		27.26	44.13
Profit Before Exceptional Items, Extraordinary Items And Tax		141.19	88.91
Less: Extraordinary Items			0.00
Less: Prior period expenses		0.09	0.00
Profit Before Tax		141.27	88.91
Tax Expenses			
Current Tax		30.98	23.16
Deferred tax		0.61	(0.05)
Short & Excess Tax Provision		0.59	(0.01)
Total Tax Expenses		32.18	23.10
Profit for the Year (After Tax)		109.09	65.80
Other Comprehensive Income			
A(i) Items that will not be reclassified to profit or loss			
Remeasurements of the defined benefit plans			
Equity Instruments through Other Comprehensive Income			
(ii) Income tax related to items that will not be reclassified to profit or loss			
B (i) Items that will be reclassified to profit or loss			
(ii) Income tax related to items that will be reclassified to profit or loss			
Total Comprehensive Income for the year		109.09	65.80
Earnings Per equity share of face value of Rs 10 each			
Basic(In Rs)	22	18.18	10.97
Diluted (In Rs)	22	18.18	10.97
Significant Accounting Policies	1		
See accompanying Notes to the Financial Statements	1 to 47		

For: JPMK AND COMPANY
Chartered Accountants

Jitendra Vageriya
Jitendra Vageriya
Partner
M. No.: 114424
FRN: 124193W



Place : Ahmedabad
Date : 21/05/2024
UDIN: 24114424BKAPT5679

For and on behalf of Board

Bankim Shah
Bankim Shah
Director
DIN: 00572673

Shailen Shah
Shailen Shah
Director
DIN: 01569241

Place : Ahmedabad
Date : 21/05/2024



CASH FLOW STATEMENT
FOR THE YEAR ENDED 31ST MARCH-2024
(Currency: Indian Rupees in Lakhs)

Particulars	For the year ended	
	31 March 2024	31 March 2023
Cash flow from operating activities		
Profit before tax from continuing operations	141.27	88.91
Profit/(loss) before tax from discontinued operations		
Profit before tax	141.27	88.91
Adjustments to reconcile profit before tax to net cash used in		
Depreciation and amortisation	-	-
Finance cost(including fair value change in financial instruments)	-	-
Interest income	(17.42)	(8.65)
Dividend Income	-	-
Income Tax Refund	(0.48)	-
(Profit) / loss on sale of fixed assets	-	-
(Profit) / loss on sale of Investments	-	-
Prior period adjustments(Income)	(0.09)	-
Bad debts/Sundry Balance written off	(0.17)	(0.28)
	123.12	79.98
Working capital adjustments		
Inventories		
Trade receivables	11.29	(21.60)
Other financial assets	0.05	
Other assets	3.48	
Loans & Advances	(100.00)	(75.23)
Trade payables	(0.08)	(1.00)
Other financial liabilities	(0.02)	-
Other liabilities	(21.64)	21.80
Provisions		
	16.19	3.95
Income Tax paid	(38.43)	(11.46)
Net cash flows from operating activities	(22.24)	(7.51)
Cash flow from investing activities		
Payment for purchase and construction of property, plant and equipment (Net of proceeds from sales)	-	-
Fixed deposits held as margin deposits	-	-
Other Fixed Deposits	-	-
Proceeds from sale of Investments	-	-
Interest received	17.42	8.65
Dividend Income	-	-
Net cash flows from investing activities	17.42	8.65
Cash flow from financing activities		
Issues of Share Capital		-
Proceeds /(Repayment) of secured borrowings		-
Proceeds /(Repayment) of unsecured borrowings		-
Finance charges paid		-
Net cash flows from financing activities	0.00	0.00



Net increase / (decrease) in cash and cash equivalents	(4.82)	1.14
Cash and cash equivalents at the beginning of the year	25.62	24.49
Effect of exchanges rate changes on cash and cash equivalents	-	-
Cash and cash equivalents at the end of the year	20.80	25.62
Reconciliation of Cash and Cash equivalents with the Balance Sheet		
Cash and Bank Balances as per Balance Sheet	20.80	25.62
Add: Unrealised loss / (gain) on foreign currency cash and cash equivalents	-	-
Less : Bank balances not considered as Cash and Cash equivalents as defined in Ind AS-7 - Cash Flow Statements	-	-
Cash and Cash equivalents as restated as at the year end	20.80	25.62

Note- Cash Flow Statement has been prepared under the indirect method as set out in IND AS 7 - "Cash Flow Statements" prescribed under the Companies Act (Indian Accounting Standard) Rules, 2015 under the Companies Act, 2013

For: JPMK AND COMPANY
Chartered Accountants

Jitendra Vageriya
Jitendra Vageriya
Partner
M. No.: 114424
FRN: 124193W
Place : Ahmedabad
Date : 21/05/2024
UDIN: 24114424BKAPT5679



Bankim Shah
Bankim Shah
Director
DIN: 00572673

Place : Ahmedabad
Date : 21/05/2024



Shailen Shah
Shailen Shah
Director
DIN: 01569241

Statement of Changes in Equity
(Currency: Indian Rupees in Lakhs)

(a) Equity share capital	As at 31 March 2024		As at 31 March 2023	
	No. of Shares	Amount	No. of Shares	Amount
Balance at the beginning of the reporting period	600,000.00	60.00	600,000.00	60.00
Changes in equity share capital during the year	-	-	-	-
Balance at the end of the reporting period	600,000.00	60.00	600,000.00	60.00

(b) Other equity

Particulars	Reserves & Surplus			Other comprehensive income		Total
	Capital Reserve	Securities Premium Account	Retained earnings	Amalgamation Reserve	Remeasurements of the net defined benefit Plans	Fair valuation of investments in equity shares
Balance at 1 April 2023			116.46		-	-
Profit for the year	-	-	65.80	-	-	-
Other comprehensive income for the year	-	-	-	-	-	-
Total comprehensive income for the year	-	-	65.80	-	-	-
Balance at 31 March 2023	-	-	182.27	-	-	-
Profit for the year	-	-	109.09	-	-	-
Other comprehensive income for the year	-	-	-	-	-	-
Total comprehensive income for the year	-	-	109.09	-	-	-
Balance at 31 March 2024	-	-	291.36	-	-	-
						116.46
						65.80
						0.00
						65.80
						182.27
						0.00
						109.09
						0.00
						109.09
						291.36


For: JPMK AND COMPANY
Chartered Accountants



Jitendra Vaganiya
Partner
M. No.: 114424
FRN: 124193W

Place : Ahmedabad
Date : 21/05/2024
UDIN: 24114424BKAPT5679

For and on behalf of Board



Director
Bankim Shah
DIN: 00572673

Place : Ahmedabad
Date : 21/05/2024

Notes to financial statements
(Currency: Indian Rupees lakhs)

Particulars	As at	As at
	31 March 2024	31 March 2023
Note: 2		
Financial assets		
Deposit with Stock Exchange & Financial Institution	0.00	0.05
Total	0.00	0.05

Particulars	As at	As at
	31 March 2024	31 March 2023
Note: 3		
Deferred Tax Asset (NET)		
The movement on the deferred tax account is as follows:		
At the start of the year		
Charge/(credit) to statement of Profit and Loss	0.32	0.92
Total	0.32	0.92

Particulars	As at	As at
	31 March 2024	31 March 2023
Note: 4		
Non-current Tax Assets (Net)		
Balance with Revenue Authorities (net of provisions)	-	2.27
Net income tax (net of advance taxes/TDS)		-
Total	-	2.27

Particulars	As at	As at
	31 March 2024	31 March 2023
Note: 5		
Trade Receivables		
Other Receivables	44.37	55.66
Total	44.37	55.66

Note : As per management opinion there is no Expected Credit Loss in Trade Receivables of the Company and all are on fair value.

Particulars	As at	As at
	31 March 2024	31 March 2023
Note: 6		
Cash and cash equivalents		
Cash on Hand	0.00	0.00
Balance with Bank	20.80	25.62
Total	20.80	25.62



Notes:

1. Cash and Bank balances as on 31 March 2024 & 31 March 2023 include cheques on hands, which were cleared subsequent to the year end on periodic basis.

Particulars	As at	As at
	31 March 2024	31 March 2023
Note: 7		
Balances other than Cash and cash equivalents		
Other Fixed Deposits	300.00	200.00
Total	300.00	200.00



Notes to financial statements
(Currency: Indian Rupees Lakhs)

Particulars		As at 31 March 2024	As at 31 March 2023
1 Note: 8			
Share Capital			
a Authorised :			
Equity Shares of Re. 10/- each			
600000 (Previous year 600000) Equity shares	60.00	60.00	60.00
TOTAL	60.00	60.00	60.00
b Issued and Subscribed and Paid up:			
600000 (Previous year 600000) Equity shares fully paid up	60.00	60.00	60.00
TOTAL	60.00	60.00	60.00
c Reconciliation of number of shares outstanding at the beginning and end of the year :			
Equity share :			
Outstanding at the beginning of the year	6.00	6.00	6.00
Add/(Less) : Adjustments during the year	-	-	-
Equity shares allotted as fully paid bonus shares by capitalisation of reserves	-	-	-
Equity Shares bought back during the year	-	-	-
Outstanding at the end of the year	6.00	6.00	6.00



d Terms / Rights attached to each classes of shares

Terms / Rights attached to Equity shares

The Company has only one class of equity shares with voting rights having a par value of Re 10 per share. Each holder of equity shares is entitled to one vote per share. The Company declares and pays dividends in Indian Rupees. The dividend proposed by the Board of Directors is subject to the approval of the shareholders at the ensuing Annual General Meeting, except in case of interim dividend. During the year ended 31 March 2024, the amount of dividend per equity share recognised as distributions to equity shareholders is NIL (previous year NIL). In the event of liquidation of the Company, the shareholders of equity shares will be entitled to receive remaining assets of the Company after distribution of all preferential amounts. The distribution will be in proportion to the number of equity shares held by the shareholders.

e Shareholders holding more than 5% shares in the company is set out below:

Equity share	As at		As at	
	31 March 2024		31 March 2023	
	No. of Shares	%	No. of Shares	%
Monarch Network Capital Limited	599,900	99.98%	599,900	99.98%
Mr Shailen Shah	100	0.02%	100	0.02%
Total	600,000	100.00%	600,000	100.00%

f The company had not issued any bonus share for consideration other than cash and no share had bought back during the period of five years immediately preceding the reporting date.

g During the year no share was reserved for issue under options and contracts/commitments for the sale of shares/disinvestment.



MONARCH NETWORTH INVESTMENT ADVISORS PRIVATE LIMITED
(Formerly known as Monarch Insurance Broking Private Limited)
CIN:U74140GJ2007PTC052348

Notes to financial statements
(Currency: Indian Rupees Lakhs)

Particulars	As at	As at
	31 March 2024	31 March 2023
Note: 9		
Other Equity		
Reserves & Surplus		
Retained earnings - at the beginning of the year	182.27	116.46
Add: Addition during the year	109.09	65.80
Add: Prior Period Adjustments		
At the end of the year	291.36	182.27
Total Reserves & Surplus	291.36	182.27
Total Other Equity	291.36	182.27



Notes to financial statements
(Currency: Indian Rupees In Lakhs)

Particulars	As at	As at
	31 March 2024	31 March 2023
Note: 10 Non Current Provisions		
Provision for Gratuity	0.62	0.40
Total	0.62	0.40

Particulars	As at	As at
	31 March 2024	31 March 2023
Note: 11 Trade Payable		
Trade Payable	0.22	0.31
Total	0.22	0.31

Notes:

In absence of information regarding vendors covered under Micro, Small & Medium Enterprises Development Act, 2006. disclosure relating to amounts unpaid as at the year end together with interest paid/payable under this Act has not been given.

Particulars	As at	As at
	31 March 2024	31 March 2023
Note: 12 Current tax liabilities (net)		
Net income tax (net of advance taxes/TDS)	3.93	10.31
Total	3.93	10.31

Particulars	As at	As at
	31 March 2024	31 March 2023
Note: 13 Other Current financial liabilities		
Salary & Reimbursements	-	0.02
Total	-	0.02

Particulars	As at	As at
	31 March 2024	31 March 2023
Note: 14 Current Provisions		
Provision for Expenses	0.15	17.39
Provision for Gratuity	0.00	2.62
Total	0.15	20.01

Particulars	As at	As at
	31 March 2024	31 March 2023
Note: 15 Other Current Liabilities		
Statutory Remittances	9.21	11.21
Total	9.21	11.21



Notes to financial statements
(Currency: Indian Rupees in Lakhs)

Particulars	Year Ended on	Year Ended on
	31 March 2024	31 March 2023
Note: 16		
Revenue from Operation		
Income from Insurance services	136.40	124.39
Total	136.40	124.39

Particulars	Year Ended on	Year Ended on
	31 March 2024	31 March 2023
Note: 17		
Other income		
Miscellaneous Income	14.63	-
Interest Income		
From banks on fixed deposits	16.95	8.65
Other Interest (Income Tax Refund)	0.48	-
Total	32.05	8.65

Particulars	Year Ended on	Year Ended on
	31 March 2024	31 March 2023
Note: 18		
Employee Benefit Expenses		
Salary & Other Allowances		
Employee Salary	24.57	21.53
Statutory Contribution	(2.40)	0.07
Total	22.17	21.60

Particulars	Year Ended on	Year Ended on
	31 March 2024	31 March 2023
Note: 19		
Fees & Commission Expenses		
Reversal of Insurance Income (Clawback)	0.19	1.63
Total	0.19	1.63

Particulars	Year Ended on	Year Ended on
	31 March 2024	31 March 2023
Note: 20		
Finance cost		
Other Charges	-	0.00
Total	-	0.00

Particulars	Year Ended on	Year Ended on
	31 March 2024	31 March 2023
Note: 21		
Other Expenses		
Administration expenses		
Legal & Professional Charges	1.17	20.55
Fees & Subscription	3.29	0.12
Communication Expenses	0.08	0.08
Sundry Balance written off	(0.17)	(0.28)
Auditors' Remuneration	0.15	0.15
Business Promotion Expenses	0.14	0.02
Insurance Expenses	0.25	0.25
Other Expenses	0.00	0.01
Total	4.91	20.90



Notes to financial statements
(Currency: Indian Rupees in Lakhs)

Note: 22

Earnings per share (EPS)

Basic EPS amounts are calculated by dividing the profit for the year attributable to equity holders by the weighted average number of Equity shares outstanding during the year.

Diluted EPS amounts are calculated by dividing the profit attributable to equity holders (after adjusting for interest on the convertible preference shares) by the weighted average number of Equity shares outstanding during the year plus the weighted average number of Equity shares that would be issued on conversion of all the dilutive potential Equity shares into Equity shares.

i. Profit attributable to Equity holders

Particulars	31-Mar-24	31-Mar-23
Profit attributable to equity holders :		
Continuing operations	109.09	65.80
Discontinued operations		
Profit attributable to equity holders for basic earnings	109.09	65.80
Adjustments:		
Interest on Convertible preference shares	-	-
Others	-	-
Profit attributable to equity holders adjusted for the effect of dilution	109.09	65.80
ii. Weighted average number of ordinary shares		
	31-Mar-24	31-Mar-23
	INR	INR
Issued ordinary shares at April 1	6.00	6.00
Weighted average number of shares at March 31 for EPS	6.00	6.00
Basic and Diluted earnings per share	31-Mar-24	31-Mar-23
	INR	INR
Basic earnings per share	18.18	10.97
Diluted earnings per share	18.18	10.97



Notes to financial statements
(Currency: Indian Rupees in Lakhs)

Note: 23

Tax expense

(a) Amounts recognised in profit and loss

Particulars	For the year ended 31-Mar-24	For the year ended 31-Mar-23
Current income tax	30.98	23.16
Changes in tax estimates of prior years	0.59	(0.01)
Deferred income tax liability / (asset), net		
Origination and reversal of temporary differences	0.61	(0.05)
Change in tax rate	-	-
Recognition of previously unrecognised tax losses	-	-
Change in recognised deductible temporary differences	-	-
Deferred tax expense	0.61	(0.05)
Tax expense for the year	32.18	23.10

(b) Amounts recognised in other comprehensive income

	For the year ended 31 March 2024			For the year ended 31 March 2023		
	Before tax	Tax (expense) benefit	Net of tax	Before tax	Tax (expense) benefit	Net of tax
Items that will not be reclassified to profit or loss						
Changes in revaluation surplus	-	-	-	-	-	-
Remeasurements of the defined benefit plans	-	-	-	-	-	-
Equity Instruments through Other Comprehensive Income	-	-	-	-	-	-
Fair value changes relating to own credit risk	-	-	-	-	-	-
Share of Other Comprehensive Income in Associates and Joint Ventures, to the extent not to be classified into profit or loss	-	-	-	-	-	-
	-	-	-	-	-	-

(c) Reconciliation of effective tax rate on the Amounts recognised in profit and loss as Current Income Tax

	For the year ended 31-Mar-24	For the year ended 31-Mar-23
Profit before tax	141.27	88.91
Statutory income tax rate	25.17%	26%
Tax using the Company's domestic tax rate	36.00	23.00
Tax effect of:		
Non-deductible tax expenses	-	-
Tax-exempt income	-	-
Others	(5.02)	0.16
	30.98	23.16



Notes to financial statements
(Currency: Indian Rupees in Lakhs)

(d) Movement in deferred tax balances					
	31-Mar-24				
	Net balance April 1, 2023	Recognised in profit or loss	Recognised in OCI	Net	Deferred tax asset/(Deferred tax liability)
Deferred tax asset/(Liabilities)					
Property, plant and equipment	-	-	-	-	-
Compensated absences and gratuity	0.92	(0.61)	-	0.32	0.32
Investments in unquoted equity shares	0.00	-	-	0.00	0.00
MAT Credit entitlement	0.00	-	-	0.00	0.00
Tax assets (Liabilities)	0.92	(0.61)	-	0.32	0.32
Set off tax					
Net tax assets	0.92	(0.61)	-	0.32	0.32
(e) Movement in deferred tax balances					
	31-Mar-23				
	Net balance 1 April 2022	Recognised in profit or loss	Recognised in OCI	Net	Deferred tax asset/(Deferred tax liability)
Deferred tax asset/(liabilities)					
Property, plant and equipment	-	-	-	-	-
Compensated absences and gratuity	0.88	0.05	-	0.92	0.92
Investments in unquoted equity shares	-	-	-	0.00	0.00
MAT Credit entitlement	-	-	-	0.00	0.00
Tax assets (Liabilities)	0.88	0.05	-	0.92	0.92
Set off tax					
Net tax assets	0.88	0.05	-	0.92	0.92

The company offsets tax assets and liabilities if and only if it has a legally enforceable right to set off current tax assets and current tax liabilities and the deferred tax assets and deferred tax liabilities relate to income taxes levied by the same tax authority.

Significant management judgement is required in determining provision for income tax, deferred income tax assets and liabilities and recoverability of deferred income tax assets. The recoverability of deferred income tax assets is based on estimates of taxable income by each jurisdiction in which the relevant entity operates and the period over which deferred income tax assets will be recovered.



Notes to financial statements
(Currency: Indian Rupees in Lakhs)

Note: 24
Employee benefit expense

The Company contributes to the following post-employment defined benefit plans in India.

(i) Defined Contribution Plans:

The Company makes contributions towards provident fund to a defined contribution retirement benefit plan for qualifying employees. Under the plan, the Company is required to contribute a specified percentage of payroll cost to the retirement benefit plan to fund the benefits.

The contributions payable to these plans by the Company are at rates specified in the rules of the schemes.
The Company recognised following amounts for provident fund and ESIC contributions in the Statement of Profit and Loss.

	Year ended 31-Mar-24	Year ended 31-Mar-23
Contribution to Provident Fund	-	-
Contribution to ESIC	-	-
	-	-

(ii) Defined Benefit Plan:

A) The Company makes annual contributions to the Group Gratuity cum Life Assurance Schemes administered by the LIC of India, a funded defined benefit plan for qualifying employees. The scheme provides for payment as under:

- i) On normal retirement / early retirement / withdrawal / resignation:
As per the provisions of the Payment of Gratuity Act, 1972 with vesting period of 5 years of service.
- ii) On death in service:
As per the provisions of the Payment of Gratuity Act, 1972 without any vesting period.

The most recent actuarial valuation of plan assets and the present value of the defined benefit obligation for gratuity were carried out as at 31 March 2017. The present value of the defined benefit obligations and the related current service cost and past service cost, were measured using the Projected Unit Credit Method.

Based on the actuarial valuation obtained in this respect, the following table sets out the status of the gratuity plan and the amounts recognised in the Company's financial statements as at balance sheet date:

	31-Mar-24	31-Mar-23
Net defined benefit asset		
Total employee benefit asset	-	-
Net defined benefit liability		
Liability for Gratuity	0.62	3.02
Total employee benefit liabilities	0.62	3.02
Non-current	0.62	0.40
Current	0.00	2.62



B. Movement in net defined benefit (asset) liability

The following table shows a reconciliation from the opening balances to the closing balances for net defined benefit (asset) liability and its components:

	Defined benefit obligation		Fair value of plan assets		Net defined benefit (asset) liability	
	31-Mar-24	31-Mar-23	31-Mar-24	31-Mar-23	31-Mar-24	31-Mar-23
Opening balance	3.02	2.95	-	-	3.02	2.95
Included in profit or loss						
Current service cost	0.02	0.29	-	-	0.02	0.29
Past service cost	-	-	-	-	-	-
Interest cost (income)	0.22	0.17	-	-	0.22	0.17
	3.26	3.41	-	-	3.26	3.41
Included in OCI						
Remeasurement loss (gain):						
Actuarial loss (gain) arising from:						
Demographic assumptions	-	-	-	-	0.00	0.00
Financial assumptions	0.00	(0.03)	-	-	0.00	(0.03)
Experience adjustment	(2.64)	(0.36)	-	-	(2.64)	(0.36)
Return on plan assets excluding interest income	0.00	0.00	-	-	-	-
	(2.64)	(0.39)	-	-	(2.64)	(0.39)
Other						
Contributions paid by the employer	-	-	-	-	-	-
Benefits paid	-	-	-	-	-	-
Closing balance	0.62	3.02	-	-	0.62	3.02
Represented by:						
Net defined benefit asset	-	-	-	-	-	0.00
Net defined benefit liability	-	-	-	-	0.62	3.02
					0.62	3.02

Maturity Analysis of Projected Benefit Obligation from the reporting year:

	1st Following Year	2nd Following Year	3rd Following Year	4th Following Year	5th Following Year	Sum of Years 6 To 10
March 31, 2024						
March 31, 2023						

C. Plan assets

Plan assets comprise the following:

	31-Mar-24	31-Mar-23
Policy of insurance		
Bank Balance	0%	0%
	0%	0%
Total	0%	0%

D. Defined benefit obligations

i. Actuarial assumptions

The following were the principal actuarial assumptions at the reporting date (expressed as weighted averages).

	31-Mar-24	31-Mar-23
Discount rate	7.15%	7.30%
Salary escalation rate	5.10%	5.10%
Withdrawal Rates	30% at all ages	30% at all ages
Mortality rate	Indian Assured Lives Mortality (2006-08)	Indian Assured Lives Mortality (2006-08)

Assumptions regarding future mortality have been based on published statistics and mortality tables. The current longevities underlying the values of the defined benefit obligation at the reporting date were as follows:



II. Sensitivity analysis

Reasonably possible changes at the reporting date to one of the relevant actuarial assumptions, holding other assumptions constant, would

	31-Mar-24		31-Mar-23	
	Increase	Decrease	Increase	Decrease
Rate of discounting (0.50% movement)	-2.11%	2.19%	-0.29%	0.30%
Rate of salary increase (0.50% movement)	2.22%	-2.16%	0.30%	-0.29%
Rate of employee turnover (10% movement)	-8.59%	8.87%	-0.69%	0.72%

Although the analysis does not take account of the full distribution of cash flows expected under the plan, it does provide an approximation of the sensitivity of the assumptions shown.



Notes to financial statements
(Currency: Indian Rupees in Lakhs)

Note: 25
Leases- Operating leases

Leases as lessee - Not Applicable

Particulars	Year ended 31-Mar-24	Year ended 31-Mar-23
Lease Rental Payments	-	-
	-	-

b) Future minimum lease payments

At March 31, the future minimum lease payments under non-cancellable leases were payable as follows.

Particulars	31-Mar-24 INR	31-Mar-23 INR
Less than one year	-	-
Between one and five years	-	-
	-	-



Notes to financial statements

(Currency: Indian Rupees in Lakhs)

Note: 26

Fair value disclosures

1. Financial instruments – Fair values and risk management

A. Accounting classification and fair values

The following table shows the carrying amounts and fair values of financial assets and financial liabilities, including their levels in the fair value hierarchy. It does not include fair value information for financial assets and financial liabilities not measured at fair value if the carrying amount is a reasonable approximation of fair value.

31-Mar-24	Carrying amount				Fair value		
	FVTPL	FVTOCI	Amortised Cost	Total	Level 1	Level 2	Level 3
Financial assets							
Non-current investments	-	-	-	-	-	-	-
Non-current loans	-	-	-	-	-	-	-
Trade receivables	-	-	44.37	44.37	-	-	-
Cash and cash equivalents	-	-	20.80	20.80	-	-	-
Balances other than Cash and cash equivalents	-	-	300.00	300.00	-	-	-
Current Loans and advances	-	-	0.00	0.00	-	-	-
	-	-	365.17	365.17	-	-	-
Financial liabilities							
Non-current borrowings	-	-	-	-	-	-	-
Current borrowings	-	-	-	-	-	-	-
Trade payables	-	-	0.22	0.22	-	-	-
Other Non-Current financial liabilities	-	-	-	-	-	-	-
	-	-	0.22	0.22	-	-	-



31-Mar-23	Carrying amount				Fair value		
	FVTPL	FVTOCI	Amortised Cost	Total	Level 1	Level 2	Total
Financial assets							
Non-current investments	-	-	-	-	-	-	-
Non-current loans	-	-	-	-	-	-	-
Trade receivables	-	-	55.66	55.66	-	-	-
Cash and cash equivalents	-	-	25.62	25.62	-	-	-
Balances other than Cash and cash equivalents	-	-	200.00	200.00	-	-	-
Current Loans and advances	-	-	0.00	0.00	-	-	-
	-	-	281.28	281.28	-	-	-
Financial liabilities							
Non-current borrowings	-	-	-	-	-	-	-
Current borrowings	-	-	-	-	-	-	-
Trade payables	-	-	0.31	0.31	-	-	-
Other Non-Current financial liabilities	-	-	0.02	0.02	-	-	-
	-	-	0.33	0.33	-	-	-

(1) Assets that are not financial assets, in the opinion of the management are not included.

(2) Other liabilities that are not financial liabilities, in the opinion of the management are not included.

(3) In the opinion of the management, based on the details available with the company, all the financial assets and liabilities are tested for valuation, to identify their fair value, as prescribed in Indian Accounting Standards, and are measured at fair value, to the extent possible. The assets/ liabilities, which are not possible to be measured at fair value, in the opinion of the management, in the opinion of the management, are presented in the financial statements at their book value, without any adjustment towards fair valuation.



B. Measurement of fair values (Key inputs for valuation techniques) :

1. Listed Equity Investments (other than Subsidiaries, Joint Ventures and Associates): Quoted Bid Price on Stock Exchange (Level 1)
2. Forward contracts : Forward exchange rate is taken from Foreign Exchange Dealers Association of India (FEDAI) (Level 1)
3. Valuation techniques and significant unobservable inputs: Not applicable (Level 3)

Transfers between Levels 1 and 2

There were no transfer from Level 1 to Level 2 or vice versa in any of the reporting periods.

C. Financial risk management

The Company has exposure to the following risks arising from financial instruments:

- Credit risk ;
- Liquidity risk ; and
- Market risk

i. Risk management framework

The Company's board of directors has overall responsibility for the establishment and oversight of the Company's risk management framework. The board of directors has established the Risk Management Committee, which is responsible for developing and monitoring the Company's risk management policies. The committee reports regularly to the board of directors on its activities.

The Company's risk management policies are established to identify and analyse the risks faced by the Company, to set appropriate risk limits and controls and to monitor risks and adherence to limits. Risk management policies and systems are reviewed regularly to reflect changes in market conditions and the Company's activities. The Company, through its training and management standards and procedures, aims to maintain a disciplined and constructive control environment in which all employees understand their roles and obligations.

The audit committee oversees how management monitors compliance with the company's risk management policies and procedures, and reviews the adequacy of the risk management framework in relation to the risks faced by the Company. The audit committee is assisted in its oversight role by internal audit. Internal audit undertakes both regular and ad hoc reviews of risk management controls and procedures, the results of which are reported to the audit committee.



Notes to financial statements

(Currency: Indian Rupees in Lakhs)

Financial instruments – Fair values and risk management (continued)

ii. Credit risk

Credit risk is the risk of financial loss to the Company if a customer or counterparty to a financial instrument fails to meet its contractual obligations, and arises principally from the Company's receivables from customers and investments in debt securities.

The carrying amount of following financial assets represents the maximum credit exposure:

Trade and other receivables

Total Trade receivables as on 31 March 2024 are as follows:

31 March 2024	44.37
31 March 2023	55.66

The Company does not have higher concentration of credit risks to a single customer.

The Company's exposure to credit risk is influenced mainly by the individual characteristics of each customer. However, management also considers the factors that may influence the credit risk of its customer base, including the default risk of the industry and country in which customers operate.

The Risk Management Committee has established a credit policy under which each new customer is analysed individually for creditworthiness before the Company's standard payment and delivery terms and conditions are offered. The Company's review includes external ratings, if they are available, and in some cases bank references. Sale limits are established for each customer and reviewed half yearly. Any sales exceeding those limits require approval from the Risk Management Committee.

As per simplified approach, the Company makes provision of expected credit losses on trade receivables using a provision matrix to mitigate the risk of default in payments and makes appropriate provision at each reporting date wherever outstanding is for longer period and involves higher risk.



Notes to financial statements
(Currency: Indian Rupees in Lakhs)

At 31 March 2024, the maximum exposure to credit risk for trade and other receivables by geographic region was as follows:

	Carrying amount (in INR)	
	31 March 2024	31 March 2023
India	44.37	55.66
	44.37	55.66

Management believes that the unimpaired amounts that are past due by more than 90 days are still collectible in full, based on historical payment behaviour and extensive analysis of customer credit risk, including underlying customers' credit ratings if they are available.

The movement in the allowance for impairment in respect of trade and other receivables during the year was as follows:

	31 March 2024	31 March 2023
Opening balance	-	-
Provision for receivables impairment	-	-
Receivables written off during the year as uncollectible	-	-
Provision released during the year	-	-
Closing balance	-	-

Cash and cash equivalents

The company maintains its Cash and cash equivalents and Bank deposits with banks having good reputation, good past track record and high quality credit rating and also reviews their credit-worthiness on an on-going basis.



Notes to financial statements
(Currency: Indian Rupees in Lakhs)

Financial instruments – Fair values and risk management (continued)

iii. Liquidity risk

Liquidity risk is the risk that the Company will encounter difficulty in meeting the obligations associated with its financial liabilities that are settled by delivering cash or another financial asset. The Company's approach to managing liquidity is to ensure, as far as possible, that it will have sufficient liquidity to meet its liabilities when they are due, under both normal and stressed conditions, without incurring unacceptable losses or risking damage to the Company's reputation.

The Company uses product-based costing to cost its products and services, which assists it in monitoring cash flow requirements and optimizing its cash return on investments. The Company monitors the level of expected cash inflows on trade and other receivables together with expected cash outflows on trade and other payables.

Exposure to liquidity risk

The following are the remaining contractual maturities of financial liabilities at the reporting date. The amounts are gross and

Contractual cash flows					
31-Mar-24	Carrying amount	Total	12 months or less	1-5 years	More than 5 years
INR					
Non-derivative financial liabilities					
Non-current borrowings	-	-	-	-	-
Current borrowings	-	-	-	-	-
Trade payables	0.22	0.22	0.22	-	-
Other financial liabilities	-	-	-	-	-
Derivative financial liabilities					
Forward exchange contracts	-	-	-	-	-

Contractual cash flows					
31-Mar-23	Carrying amount	Total	12 months or less	1-5 years	More than 5 years
Non-derivative financial liabilities					
Non-current borrowings	-	-	-	-	-
Current borrowings	-	-	-	-	-
Trade payables	0.31	0.31	0.31	-	-
Other financial liabilities	0.02	0.02	0.02	-	-
Derivative financial liabilities					
Forward exchange contracts	-	-	-	-	-



Notes to financial statements

(Currency: Indian Rupees in Lakhs)

Financial instruments – Fair values and risk management (continued)

iv. Market risk

Market risk is the risk that changes in market prices – such as foreign exchange rates and interest rates – will affect the Company's income or the value of its holdings of financial instruments. Market risk is attributable to all market risk sensitive financial instruments including foreign currency receivables and payables and long term debt. We are exposed to market risk primarily related to foreign exchange rate risk and interest rate risk. Thus, our exposure to market risk is a function of revenue generating and operating activities in foreign currency. The objective of market risk management is to avoid excessive exposure in our foreign currency revenues and costs.

Currency risk

The Company is not exposed to any currency risk on account of its borrowings, other payables and receivables in foreign currency. All dealings are done in domestic markets by the company. The functional currency of the Company is Indian Rupee.



Notes to financial statements
(Currency: Indian Rupees in Lakhs)

Financial instruments – Fair values and risk management (continued)

Interest rate risk

Interest rate risk can be either fair value interest rate risk or cash flow interest rate risk. Fair value interest rate risk is the risk of changes in fair values of fixed interest bearing financial instruments because of fluctuations in the interest rates. Cash flow interest rate risk is the risk that the future cash flows of floating interest bearing financial instruments will fluctuate because of fluctuations in the interest rates.

Exposure to interest rate risk

Company’s interest rate risk arises from borrowings and fixed income financial instruments. Borrowings issued at fixed rates exposes to fair value interest rate risk. The interest rate profile of the Company’s interest-bearing financial instruments as reported to the management of the Company is as follows.

	Nominal amount in INR	
	31-Mar-24	31-Mar-23
Fixed-rate instruments		
Financial assets	-	-
Financial liabilities	-	-
Variable-rate instruments		
Financial assets	-	-
Financial liabilities	-	-
	-	-
Total	-	-

Fair value sensitivity analysis for fixed-rate instruments

The Company does not account for any fixed-rate financial assets or financial liabilities at fair value through profit or loss. Therefore, a change in interest rates at the reporting date would not affect profit or loss.

Cash flow sensitivity analysis for variable-rate instruments

The company does not have any financial assets or financial liabilities bearing floating interest rates. Therefore, a change in interest rates at the reporting date would not affect profit or loss.



Notes to financial statements

(Currency: Indian Rupees in Lakhs)

Note 27

Capital Management

The Company's policy is to maintain a strong capital base so as to maintain investor, creditor and market confidence and to sustain future development of the business.

The Company monitors capital using a ratio of 'adjusted net debt' to 'adjusted equity'. For this purpose, adjusted net debt is defined as total borrowings, comprising interest-bearing loans and borrowings less cash and cash equivalents. Adjusted equity comprises all components of equity.

The Company's adjusted net debt to equity ratio at 31 March 2024 was as follows.

	INR(In %)	
	As at 31 March 2024	As at 31 March 2023
Total Borrowings	-	-
Less : Cash and cash equivalent	20.80	25.62
Adjusted net debt	(20.80)	(25.62)
Total equity	351.36	242.27
Less : Hedging reserve	-	-
Adjusted equity	351.36	242.27
Adjusted net debt to adjusted equity ratio	(0.06)	(0.11)

In addition the Company has financial covenants relating to the borrowing facilities that it has taken from the lenders like interest coverage service ratio, Debt to EBITDA, etc. which is maintained by the Company.



MONARCH NETWORK INVESTMENT ADVISORS PRIVATE LIMITED
(Formerly known as Monarch Insurance Broking Private Limited)
CIN:U74140GJ2007PTC052348

Notes to financial statements
(Currency: Indian Rupees in Lakhs)

Note 28

Related party relationships, transactions and balances

A Nature of relationship

- I Holding Company**
a Monarch Network Capital Limited



Notes to financial statements
(Currency: Indian Rupees in Lakhs)

Related Party Disclosures: (Continued)

B. The following transactions were carried out during the year with the related parties in the ordinary course of business:

Nature of Transactions	Holding Companies		Enterprises over which Directors and their relatives exercise significant influence				Key Management Personnel and their relatives		Total
	2023-24	2022-23	2023-24	2022-23	2023-24	2022-23	2023-24	2022-23	
Revenue									
Advisory Services	-	-	-	-	-	-	-	-	-
Rent Income	-	-	-	-	-	-	-	-	-
Interest Income	-	-	-	-	-	-	-	-	-
Demat Charges Income	-	-	-	-	-	-	-	-	-
Brokerage Income	-	-	-	-	-	-	-	-	-
Total	-	-	-	-	-	-	-	-	-
Expenses									
Professional Fees Paid	-	-	-	-	-	-	-	-	-
Salaries	-	-	-	-	-	-	-	-	-
Lease Rent Paid	-	-	-	-	-	-	-	-	-
Advisory Services	-	-	-	-	-	-	-	-	-
Total	-	-	-	-	-	-	-	-	-



Notes to financial statements

(Currency: Indian Rupees in Lakhs)

Related Party Disclosures: (Continued)

B. The following transactions were carried out during the year with the related parties in the ordinary course of business:

Nature of Transactions	Holding Companies		Enterprises over which Directors and their relatives exercise significant influence		Key Management Personnel and their relatives		Total
	31-Mar-24	31-Mar-23	31-Mar-24	31-Mar-23	31-Mar-24	31-Mar-23	
Payables							
Monarch Network Capital Limited							
Total							

Directors of the Companies have given personal guarantees towards certain borrowings and cash credit of the Company
Gratuity and Compensated absences are included in managerial remuneration as disclosed above

All transactions with the related parties are priced on an arm's length prices and resulting outstanding balances are to be settled in cash on demand. None of the balances are secured.



Notes to financial statements
(Currency: Indian Rupees in Lakhs)

Note 29
Contingent liabilities (to the extent not provided for)

	31-Mar-24	31-Mar-23
As informed and self certification made by the management, Contingent Liabilities for the year ended 31st, March 2024 (P.Y.: Nil)	Nil	Nil

Note 30
Commitments

	31-Mar-24	31-Mar-23
Estimated amount of contracts remaining to be executed on capital account and not provided for	Nil	Nil

Note 31

Dues to micro, small and medium enterprises

	31-Mar-24	31-Mar-23
The amounts remaining unpaid to micro and small suppliers as at the end of the year		
Principal	Nil	Nil
Interest	Nil	Nil
	-	-
The amount of interest paid by the buyer as per the Micro Small and Medium Enterprises Development Act, 2006 (MSMED Act, 2006)	-	-
	-	-
The amounts of the payments made to micro and small suppliers beyond the appointed day during each accounting year	-	-
	-	-
The amount of interest due and payable for the period of delay in making payment (which have been paid but beyond the appointed day during the year) but without adding the interest specified under MSMED Act, 2006	-	-
	-	-
The amount of interest accrued and remaining unpaid at the end of each	-	-
	-	-
The amount of further interest remaining due and payable even in the succeeding years, until such date when the interest dues as above are actually paid to the small enterprise for the purpose of disallowance as a deductible expenditure under the MSMED Act, 2006	-	-



Note 32**Earnings and expenditure in Foreign Currency during the year:**

	31-Mar-24	31-Mar-23
Earnings in Foreign Currency	Nil	Nil
Expenditure in Foreign Currency	Nil	Nil

Note 33

Dividends proposed to be distributed for the equity shareholders for the year ended 2023-24 is Nil.

Note 34**Segment information**

As per the requirements of Ind AS 108 on "Operating Segments", segment information has been provided under the Notes to Consolidated Financial Statements.

Note 35

	31-Mar-24	31-Mar-23
Forward exchange contracts outstanding on the balance sheet date which is entered to hedge foreign exchange exposures of the Company.	Nil	Nil

Note 36

The Company has carried out Impairment test on its Fixed Assets as on the date of Balance Sheet and the management is of the opinion that there is no asset for which provision of impairment is required to be made as per applicable Indian Accounting Standard.

Note 37

Balance of all Sundry Debtors, Sundry Creditors, Investments & Loan and Advances are subject to confirmation and consequent reconciliation and adjustments, if any.

Note 38

In the opinion of the board, the current assets, loans and advances are approximately of the value state, if realized in ordinary course of business. The provision for depreciation and for all known liabilities is adequate and not in excess of the amount reasonably necessary.

Note 39**Events Occurring After the Balance Sheet Date**

To the best of knowledge of the management, there are no events occurring after the Balance Sheet date that provide additional information materially affecting the determination of the amounts relating to the conditions existing at the Balance Sheet Date that requires adjustment to the Assets or Liabilities of the Company.



Note 40**Directors Remuneration**

Particulars	31-Mar-24	31-Mar-23
Director Remuneration	-	-

Computation of net profit u/s 198 of the Companies Act, 2013 is not furnished as no commission is payable / paid to the Directors. The reimbursement or payment of expenses as per the contractual appointment, are not in the nature of personal expenses, as the same are accepted/incurred under contractual obligation as per the business practices. Also the expenditure incurred in the normal course of business, in accordance with the generally accepted business practices, on employees and directors, is not considered as expenditure of personal nature. There for the same has not been considered for the above purpose.

Note 41**Auditors Remuneration**

	31-Mar-24	31-Mar-23
Towards Statutory & Tax Audit (Exclusive of Service Tax/GST)	0.15	0.15
	0.15	0.15

Note 42

The Company provides for the use by its subsidiaries certain facilities like use of premises infrastructure and other facilities / services and the same are termed as 'Shared Services'. The cost of such Shared Services are recovered from subsidiaries either on actual basis or on reasonable management estimates which are constantly refined in the light of additional knowledge gained relevant to such estimation.



MONARCH NETWORK INVESTMENT ADVISORS PRIVATE LIMITED
(Formerly known as Monarch Insurance Broking Private Limited)
CIN:U74140GJ2007PTC052348

Notes to financial statements
(Currency: Indian Rupees in Lakhs)

Note 43

Disclosure as per Clause 32 of the listing Agreement with the Stock Exchanges

Particulars	Relationship		Amount outstanding as at March 31, 2024	Maximum balance outstanding during the year
Monarch Network Capital Limited	Holding	CY	-	3.24
		PY	-	5.42

Note: Where, CY= Current year's figures & PY= Previous year's figures



Notes to financial statements
(Currency: Indian Rupees in Lakhs)

Note : 44

Trade Receivables Ageing Schedule

Particulars	Outstanding for following periods from due date of payment							Total
	Unbilled	Not Due	Less than 6 months	6 months - 1 year	1-2 years	2-3 years	More than 3 years	
As on 31st March 2024								
Undisputed Trade receivables:								
- considered good	-	-	44.37	-	-	-	-	44.37
- which have significant increase in credit risk	-	-	-	-	-	-	-	-
- credit impaired	-	-	-	-	-	-	-	-
Disputed Trade Receivables:								
- considered good	-	-	-	-	-	-	-	-
- which have significant increase in credit risk	-	-	-	-	-	-	-	-
- credit impaired	-	-	-	-	-	-	-	-
As on 31st March 2023								
Undisputed Trade receivables:								
- considered good	-	-	54.87	-	-	-	-	54.87
- which have significant increase in credit risk	-	-	-	-	-	-	-	-
- credit impaired	-	-	-	-	-	-	-	-
Disputed Trade Receivables:								
- considered good	-	-	-	-	-	-	-	-
- which have significant increase in credit risk	-	-	-	-	-	-	-	-
- credit impaired	-	-	-	-	-	-	-	-

Note : 45

Trade Payables Ageing Schedule

Particulars	Outstanding for following periods from due date of payment						Total
	Not Due	Less than 1 year	1-2 years	2-3 years	More than 3 years		
As on 31.03.2024							
(i) MSME*	-	-	-	-	-	-	-
(ii) Others	-	0.22	-	-	-	-	0.22
(iii) Disputed dues — MSME*	-	-	-	-	-	-	-
(iv) Disputed dues - Others	-	-	-	-	-	-	-
Total	-	0.22	-	-	-	-	0.22
As on 31.03.2023							
(i) MSME*	-	-	-	-	-	-	-
(ii) Others	-	0.09	0.22	-	-	-	0.31
(iii) Disputed dues — MSME*	-	-	-	-	-	-	-
(iv) Disputed dues - Others	-	-	-	-	-	-	-
Total	-	0.09	0.22	-	-	-	0.31

*MSME as per the Micro, Small and Medium Enterprises Development Act, 2006, as per information available with the Company



MONARCH NETWORK INVESTMENT ADVISORS PRIVATE LIMITED
(Formerly known as Monarch Insurance Broking Private Limited)
CIN:U74140GJ2007PTC052348

(Currency: Indian Rupees in Lakhs)

Note: 46

Previous year's figures have been regrouped or reclassified wherever necessary.

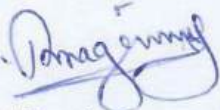
Note: 47

These financial statements are presented in Indian Rupees (INR), which is also its functional currency and all values are rounded to the nearest Lakhs, except when otherwise indicated. The amounts which are less than Rs. 0.01 Lakhs are shown as Rs 0.00 Lakhs.

As per our report of even date attached.

For: JPMK AND COMPANY
Chartered Accountants

For and on behalf of the Board of Directors


Jitendra Vageriya
Partner

M. No.: 114424

FRN: 124193W

Place : Ahmedabad

Date : 21/05/2024

UDIN: 24114424BKAPT5679




Bankim Shah
Director
DIN: 00572673

Place : Ahmedabad
Date : 21/05/2024




Shailen Shah
Director
DIN: 01569241

Notes to financial statements for the year ended 31 March 2024

Note 1

A. Company Information

Monarch Network Investment Advisors Private Limited (MNIAPL) was originally formed under the name of "Monarch Insurance Broking Is Services Private Limited" on 14th December, 2007. MNIPAL is predominantly engaged in business of Investment Advisors and provide to It's registered Clients services relating to financial planning, Investing In, Purchasing, Selling or otherwise dealing in securities or investment product, and advice on investment portfolio containing securities or investment product and developing and recommending financial Strategies. Also to act as broker, agent in all branches of Life Insurance, General Insurance & Health insurance including whole life insurance, endowment insurance, group Insurance, fire Insurance, riot insurance, earth quake and natural calamity insurance, crop insurance, animal life Insurance, loss of profit insurance, human body part, limbs and organs insurance, theft Insurance, transit Insurance, annuity Plans, gratuity plans, fixed Income plans, accidental Insurance and such other Insurance and to sell or market insurance product through franchise, agent, brokers, direct sales agent.

Significant accounting policies

B. Basis of preparation

- a) The financial statements comply in all material aspects with Indian Accounting Standards (Ind AS) notified under Section 133 of the Companies Act, 2013 ('the Act') [Companies (Indian Accounting Standards) Rules, 2015] and other relevant provisions of the Act. The financial statements up to year ended 31 March 2024 were prepared in accordance with the accounting standards notified under Companies (Accounting Standard) Rules, 2006 (as amended) ('Previous GAAP') and other relevant provisions of the Act.
- b) The financial statements have been prepared on the historical cost basis except for the following assets and liabilities which have been measured at fair value :
 1. Financial instruments measured at fair value through profit or loss.
 2. Financial instruments measured at fair value through other comprehensive income.
 3. Defined benefit plans – plan assets measured at fair value.
- c) **Functional and presentation currency:**

These financial statements are presented in INR, which is the Company's functional currency. All financial information presented in INR has been rounded to the nearest lakhs.
- d) **Current and non-current classification**

The Company presents assets and liabilities in the balance sheet based on current/ non-current classification. An asset is treated as current when it is:

 1. Expected to be realised or intended to be sold or consumed in normal operating cycle;
 2. Held primarily for the purpose of trading;
 3. Expected to be realised within twelve months after the reporting period, or
 4. Cash or cash equivalent unless restricted from being exchanged or used to settle a liability for at least twelve months after the reporting period



Notes to financial statements for the year ended 31 March 2024
Note 1

All other assets are classified as non-current.

A liability is current when:

1. It is expected to be settled in normal operating cycle;
2. It is held primarily for the purpose of trading;
3. It is due to be settled within twelve months after the reporting period, or
4. There is no unconditional right to defer the settlement of the liability for at least twelve months after the reporting period

All other liabilities are classified as non-current.

Deferred tax assets and liabilities are classified as non-current assets and liabilities.

The operating cycle is the time between the acquisition of assets for processing and their realisation in cash and cash equivalents. The company has identified twelve months as its operating cycle.

e) Revenue recognition

Service Income

Service income is recognized, exclusive of tax, as and when the services are rendered.

Interest income

For all financial instruments measured either at amortised cost or at fair value through other comprehensive income ('OCI'), interest income is recorded using the effective interest rate (EIR), which is the rate that exactly discounts the estimated future cash payments or receipts over the expected life of the financial instrument or a shorter period, where appropriate, to the gross carrying amount of the financial asset or to the amortised cost of a financial liability. Interest income is included in other income in the statement of profit and loss.

f) Property, plant and equipment

All items of property, plant and equipment are stated at acquisition cost of the items less accumulated depreciation and impairment loss. Acquisition cost includes expenditure that is directly attributable to getting the asset ready for intended use. Subsequent costs are included in the asset's carrying amount or recognised as a separate asset, as appropriate, only when it is probable that future economic benefits associated with the item will flow to the Company and the cost of the item can be measured reliably. The carrying amount of any component accounted for as a separate asset is derecognised when replaced. All other repairs and maintenance are charged to profit or loss during the reporting period in which they are incurred.

Items of spare parts that meet the definition of 'property, plant and equipment' have been recognised as property, plant and equipment. The depreciation on such an item of spare part will begin when the asset is available for use i.e. when it is in the location and condition



Notes to financial statements for the year ended 31 March 2024**Note 1**

necessary for it to be capable of operating in the manner intended by management. In case of a spare part, as it may be readily available for use, it may be depreciated from the date of purchase of the spare part.

Capital work in progress is stated at cost, net of accumulated impairment losses, if any. All the direct expenditure related to implementation including incidental expenditure incurred during the period of implementation of a project, till it is commissioned, is accounted as Capital work in progress (CWIP) and after commissioning the same is transferred / allocated to the respective item of property, plant and equipment.

Pre-operating costs, being indirect in nature, are expensed to the statement of profit and loss as and when incurred.

Property, plant and equipment are eliminated from financial statement, either on disposal or when retired from active use. Losses arising in the case of retirement of property, plant and equipment are recognised in the statement of profit and loss in the year of occurrence.

Transition to Ind AS

On transition to Ind AS, the Company has elected to continue with the carrying value of all of its property, plant and equipment recognised as at 1 April 2016 measured as per the Previous GAAP and use that carrying value as the deemed cost of the property, plant and equipment.

Depreciation methods, estimated useful lives and residual value

Depreciation on property, plant and equipment is provided using the written down method based on the useful life of the assets as estimated by the management and is charged to the Statement of Profit and Loss as per the requirements of Schedule II of the Act, except for leasehold improvements, which are amortized over the lease period. The estimate of the useful life of the assets has been assessed based on technical advice which considered the nature of the asset, the usage of the asset, expected physical wear and tear, the operating conditions of the asset, anticipated technological changes, manufacturers warranties and maintenance support, etc. The useful lives so determined are as follows:

Assets	Estimated useful life (in years)
Leasehold land	Lease period
Leasehold improvement	Lease period
Factory building	10
Other than factory building	20
Plant and equipment	1-8
Furniture & fixtures	5-6
Office equipment	7-8
Computers	2.5
Vehicles	3-4



Notes to financial statements for the year ended 31 March 2024
Note 1

Depreciation on items of property, plant and equipment acquired / disposed off during the year is provided on pro-rata basis with reference to the date of addition / disposal. Cost of lease-hold land is amortized equally over the period of lease.

The residual values, useful lives and methods of depreciation of property, plant and equipment are reviewed at each financial year end and adjusted prospectively, if appropriate.

g) Intangible Assets

Intangible assets are recognised when it is probable that the future economic benefits that are attributable to the assets will flow to the Company and the cost of the asset can be measured reliably.

Intangible assets acquired separately are measured on initial recognition at cost. The cost of intangible assets acquired in a business combination is their fair value at the date of acquisition. Following initial recognition, intangible assets are carried at cost less any accumulated amortisation and accumulated impairment losses. Internally generated intangibles, excluding capitalised development costs, are not capitalised and the related expenditure is reflected in profit or loss in the period in which the expenditure is incurred.

Transition to Ind AS

On transition to Ind AS, the Company has elected to continue with the carrying value of all of its intangible assets recognised as at 1 April 2016 measured as per the Previous GAAP and use that carrying value as the deemed cost of the intangible assets.

Amortisation methods, estimated useful lives and residual value

Intangible assets are amortised in statement of Profit and Loss over their estimated useful lives based on underlying contracts where applicable. The useful life so determined are as follows:

Assets	Amortisation period
Software	3 years

The amortisation period and the amortisation method for an intangible asset with a finite useful life are reviewed at least at the end of each reporting period.

h) Impairment of non-financial assets

The Company assesses, at each reporting date, whether there is an indication that an asset may be impaired. If any indication exists, or when annual impairment testing for an asset is required, the Company estimates the asset's recoverable amount. An asset's recoverable amount is the higher of an asset's or cash-generating units (CGU) fair value less costs of disposal and its value in use. Recoverable amount is determined for an individual asset, unless the asset does not generate cash inflows that are largely independent of those from other assets or groups of assets. When the carrying amount of an asset or CGU exceeds its recoverable amount, the asset is considered impaired and is written down to its recoverable amount.



Notes to financial statements for the year ended 31 March 2024
Note 1

Recoverable amount is determined:

1. In case of individual asset, at higher of the fair value less cost to sell and value in use; and
2. In case of cash-generating unit (a group of assets that generates identified, independent cash flows), at the higher of the cash-generating unit's fair value less cost to sell and the value in use.

In assessing value in use, the estimated future cash flows are discounted to their present value using a pre-tax discount rate that reflects current market assessments of the time value of money and the risks specific to the asset. In determining fair value less costs of disposal, recent market transactions are taken into account. If no such transactions can be identified, an appropriate valuation model is used. These calculations are corroborated by valuation multiples, quoted share prices for publicly traded companies or other available fair value indicators.

The Company bases its impairment calculation on detailed budgets and forecast calculations, which are prepared separately for each of the Company's CGUs to which the individual assets are allocated. These budgets and forecast calculations generally cover a period of five years. For longer periods, a long-term growth rate is calculated and applied to project future cash flows after the fifth year.

Impairment losses of continuing operations, including impairment on inventories, are recognised in the statement of profit and loss, except for properties previously revalued with the revaluation surplus taken to OCI. For such properties, the impairment is recognised in OCI up to the amount of any previous revaluation surplus.

i) Leases

Company as a lessee

Leases of property, plant and equipment where the Company, as lessee, has substantially all the risks and rewards incidental to ownership are classified as finance leases. Finance leases are capitalised at the lease's inception at the fair value of the leased property or, if lower, the present value of the minimum lease payments. The corresponding rental obligations, net of finance charges, are included in borrowings or other financial liabilities as appropriate. Each lease payment is allocated between the liability and finance cost. The finance cost is charged to the profit or loss over the lease period so as to produce a constant periodic rate of interest on the remaining balance of the liability for each period.

Leases in which a significant portion of the risks and rewards of ownership are not transferred to the Company as lessee are classified as operating leases. Payments made under operating leases (net of any incentives received from the lessor) are charged to profit or loss on a straight-line basis over the period of the lease unless the payments are structured to increase in line with expected general inflation to compensate for the lessor's expected inflationary cost increases.



Notes to financial statements for the year ended 31 March 2024

Note 1

Company as a lessor

Lease income from operating leases where the Company is a lessor is recognised in income on a straight-line basis over the lease term. The respective leased assets are included in the balance sheet based on their nature.

j) Borrowing costs

Borrowing costs directly attributable to the acquisition, construction or production of an asset that necessarily takes a substantial period of time to get ready for its intended use or sale are capitalised as part of the cost of the asset. All other borrowing costs are expensed in the period in which they occur. Borrowing costs consist of interest and other costs that the Company incurs in connection with the borrowing of funds.

k) Financial instruments

A. Financial assets

Initial recognition and measurement

All financial assets are recognised initially at fair value plus, in the case of financial assets not recorded at fair value through profit or loss, transaction costs that are attributable to the acquisition of the financial asset. Transaction costs of financial assets carried at fair value through profit or loss are expensed in profit or loss.

Financial assets are classified, at initial recognition, as financial assets measured at fair value or as financial assets measured at amortised cost.

Subsequent measurement

For purposes of subsequent measurement, financial assets are classified in four categories:

1. Financial assets at amortised cost
2. Financial assets at fair value through other comprehensive income (FVTOCI)
3. Financial assets at fair value through profit or loss (FVTPL)
4. Equity instruments measured at fair value through other comprehensive income ('FVTOCI')

Financial asset at amortised cost

A financial asset is measured at the amortised cost if both the following conditions are met:

1. The asset is held within a business model whose objective is to hold assets for collecting contractual cash flows, and
2. Contractual terms of the asset give rise on specified dates to cash flows that are solely payments of principal and interest (SPPI) on the principal amount outstanding.

After initial measurement, such financial assets are subsequently measured at amortised cost using the effective interest rate (EIR) method. Amortised cost is calculated by taking into account any discount or premium on acquisition and fees or costs that are an integral part of the



Notes to financial statements for the year ended 31 March 2024

Note 1

EIR. The EIR amortisation is included in finance income in the profit or loss. The losses arising from impairment are recognised in the profit or loss. This category generally applies to trade and other receivables.

Financial asset at FVTOCI

A financial asset is classified as at the FVTOCI if both of the following criteria are met:

1. The objective of the business model is achieved both by collecting contractual cash flows and selling the financial assets, and
2. The asset's contractual cash flows represent SPPI.

Financial assets included within the FVTOCI category are measured initially as well as at each reporting date at fair value. Fair value movements are recognized in the other comprehensive income (OCI).

Financial instrument at FVTPL

FVTPL is a residual category for debt instruments. Any debt instrument, which does not meet the criteria for categorization as at amortized cost or as FVTOCI, is classified as at FVTPL.

In addition, a company may elect to designate a debt instrument, which otherwise meets amortized cost or FVTOCI criteria, as at FVTPL. However, such election is allowed only if doing so reduces or eliminates a measurement or recognition inconsistency (referred to as 'accounting mismatch'). The Company has not designated any debt instrument as at FVTPL.

Financial assets included within the FVTPL category are measured at fair value with all changes recognized in the Statement of profit and loss.

Equity investments

All equity investments in scope of Ind AS 109 are measured at fair value. Equity instruments which are held for trading and contingent consideration recognised by an acquirer in a business combination to which Ind AS103 applies are classified as at FVTPL. For all other equity

Instruments, company has taken an irrevocable election to present in other comprehensive income subsequent changes in the fair value.

If the company decides to classify an equity instrument as at FVTOCI, then all fair value changes on the instrument, excluding dividends, are recognized in the OCI. There is no recycling of the amounts from OCI to the Statement of profit and loss, even on sale of investment. However, the Company may transfer the cumulative gain or loss within equity.

De-recognition

A financial asset (or, where applicable, a part of a financial asset or part of a group of similar financial assets) is primarily derecognised (i.e. removed from the Company's balance sheet) when:

1. The rights to receive cash flows from the asset have expired, or



Notes to financial statements for the year ended 31 March 2024
Note 1

2. The Company has transferred its rights to receive cash flows from the asset or has assumed an obligation to pay the received cash flows in full without material delay to a third party under a 'pass-through' arrangement; and either
 - a) The Company has transferred substantially all the risks and rewards of the asset, or
 - b) The company has neither transferred nor retained substantially all the risks and rewards of the asset, but has transferred control of the asset.

When the Company has transferred its rights to receive cash flows from an asset or has entered into a pass-through arrangement, it evaluates if and to what extent it has retained the risks and rewards of ownership. When it has neither transferred nor retained substantially all of the risks and rewards of the asset, nor transferred control of the asset, the Company continues to recognise the transferred asset to the extent of the Company's continuing involvement. In that case, the Company also recognises an associated liability. The transferred asset and the associated liability are measured on a basis that reflects the rights and obligations that the Company has retained.

Continuing involvement that takes the form of a guarantee over the transferred asset is measured at the lower of the original carrying amount of the asset and the maximum amount of consideration that the Company could be required to repay.

Impairment of financial assets

The company assesses impairment based on expected credit loss (ECL) model to the following:

1. Financial assets measured at amortised cost;
2. Financial assets measured at fair value through other comprehensive income (FVTOCI);

Expected credit losses are measured through a loss allowance at an amount equal to:

1. The 12-months expected credit losses (expected credit losses that result from those default events on the financial instrument that are possible within 12 months after the reporting date); or
2. Full time expected credit losses (expected credit losses that result from all possible default events over the life of the financial instrument).

The Company follows 'simplified approach' for recognition of impairment loss allowance on:

1. Trade receivables or contract revenue receivables; and
2. All lease receivables resulting from transactions within the scope of Ind AS 17

Under the simplified approach, the company does not track changes in credit risk. Rather, it recognises impairment loss allowance based on lifetime ECLs at each reporting date, right from its initial recognition.

The Company follows the simplified approach permitted by IndAS 109 – Financial Instruments- for recognition of impairment loss allowance. The application of simplified approach does not require the Company to track changes in credit risk of trade receivable. The Company calculates



Notes to financial statements for the year ended 31 March 2024

Note 1

the expected credit losses on trade receivables using a provision matrix on the basis of its historical credit loss experience.

ECL impairment loss allowance (or reversal) recognized during the period is recognized as income/ expense in the statement of profit and loss (P&L). This amount is reflected under the head 'other expenses' in the P&L. The balance sheet presentation for various financial instruments is described below:

Financial assets measured as at amortised cost, contractual revenue receivables and lease receivables: ECL is presented as an allowance, i.e., as an integral part of the measurement of those assets in the balance sheet. The allowance reduces the net carrying amount. Until the asset meets write-off criteria, the company does not reduce impairment allowance from the gross carrying amount.

Loan commitments and financial guarantee contracts: ECL is presented as a provision in the balance sheet, i.e. as a liability.

For assessing increase in credit risk and impairment loss, the company combines financial instruments on the basis of shared credit risk characteristics with the objective of facilitating an analysis that is designed to enable significant increases in credit risk to be identified on a timely basis.

The company does not have any purchased or originated credit-impaired (POCI) financial assets, i.e., financial assets which are credit impaired on purchase/ origination.

B. Financial liabilities

Initial recognition and measurement

All financial liabilities are recognised initially at fair value and, in the case of loans and borrowings and payables, net of directly attributable transaction costs.

The company's financial liabilities include trade and other payables, loans and borrowings including bank overdrafts.

Subsequent measurement

The measurement of financial liabilities depends on their classification, as described below:

1. Financial liabilities at fair value through profit or loss
2. Loans and borrowings measured on amortised cost basis
3. Financial guarantee contracts

Financial liabilities at fair value through profit or loss

Financial liabilities at fair value through profit or loss include financial liabilities held for trading and financial liabilities designated upon initial recognition as at fair value through profit or loss. Financial liabilities are classified as held for trading if they are incurred for the purpose of repurchasing in the near term.



Notes to financial statements for the year ended 31 March 2024
Note 1

Gains or losses on liabilities held for trading are recognised in the profit or loss.

Financial liabilities designated upon initial recognition at fair value through profit or loss are designated as such at the initial date of recognition, and only if the criteria in Ind AS 109 are satisfied. For liabilities designated as FVTPL, fair value gains/ losses attributable to changes in own credit risks are recognized in OCI. These gains/ loss are not subsequently transferred to the Statement of profit and loss. However, the company may transfer the cumulative gain or loss within equity. All other changes in fair value of such liability are recognised in the statement of profit and loss. The Company has not designated any financial liability as at FVTPL.

Loans and borrowings

After initial recognition, interest-bearing loans and borrowings are subsequently measured at amortised cost using the EIR method. Gains and losses are recognised in the Statement of profit and loss when the liabilities are derecognized as well as through the EIR amortisation process. Amortised cost is calculated by taking into account any discount or premium on acquisition and fees or costs that are an integral part of the EIR. The EIR amortisation is included as finance costs in the Statement of profit and loss.

Financial guarantee contracts

Financial guarantee contracts issued by the Company are those contracts that require a payment to be made to reimburse the holder for a loss it incurs because the specified debtor fails to make a payment when due in accordance with the terms of a debt instrument. Financial guarantee contracts are recognised initially as a liability at fair value, adjusted for transaction costs that are directly attributable to the issuance of the guarantee. Subsequently, the liability is measured at the higher of the amount of loss allowance determined as per impairment requirements of Ind AS 109 and the amount recognised less cumulative amortisation.

Derecognition

A financial liability is derecognised when the obligation under the liability is discharged or cancelled or expires. When an existing financial liability is replaced by another from the same lender on substantially different terms, or the terms of an existing liability are substantially modified, such an exchange or modification is treated as the derecognition of the original liability and the recognition of a new liability. The difference in the respective carrying amounts is recognised in the statement of profit and loss.

C. Off-setting of financial instruments

Financial assets and financial liabilities are offset and the net amount is reported in the balance sheet if there is a currently enforceable legal right to offset the recognised amounts and there is an intention to settle on a net basis, to realise the assets and settle the liabilities simultaneously.



Notes to financial statements for the year ended 31 March 2024
Note 1

D. Derivative financial instruments and hedge accounting

Initial recognition and subsequent measurement

The Company uses derivative financial instruments, such as forward currency contracts, to hedge its foreign currency risks. Such derivative financial instruments are initially recognised at fair value on the date on which a derivative contract is entered into and are subsequently re-measured at fair value. Derivatives are carried as financial assets when the fair value is positive and as financial liabilities when the fair value is negative.

Any gains or losses arising from changes in the fair value of derivatives are taken directly to profit or loss, except for the effective portion of cash flow hedges, which is recognised in OCI and later reclassified to profit or loss when the hedge item affects profit or loss or treated as basis adjustment if a hedged forecast transaction subsequently results in the recognition of a non-financial asset or non-financial liability.

Premium/Discount, in respect of forward foreign exchange contract, is recognised over the life of the contracts. Exchange differences on such contracts are recognised in the Statement of Profit and Loss in the period in which the exchange rate changes. Profit/Loss on cancellation / renewal of forward exchange contract is recognized as income/expense.

l) Government grants

Government grants are recognised where there is reasonable assurance that the grant will be received and all attached conditions will be complied with. All the grants related to an expense item are recognised as income on a systematic basis over the periods that the related costs, for which it is intended to compensate, are expensed.

m) Taxes

Current income tax

Current income tax assets and liabilities are measured at the amount expected to be recovered from or paid to the taxation authorities, based on the rates and tax laws enacted or substantively enacted, at the reporting date in the country where the entity operates and generates taxable income.

Current tax items are recognised in correlation to the underlying transaction either in OCI or directly in equity.

Management periodically evaluates positions taken in the tax returns with respect to situations in which applicable tax regulations are subject to interpretation and establishes provisions where appropriate.

Deferred tax



Notes to financial statements for the year ended 31 March 2024

Note 1

Deferred tax is provided using the balance sheet approach on temporary differences at the reporting date between the tax bases of assets and liabilities and their corresponding carrying amounts for the financial reporting purposes.

Deferred tax assets are the amounts of income taxes recoverable in future periods in respect of:

1. deductible temporary differences;
2. the carry forward of unused tax losses; and
3. the carry forward of unused tax credits.

The carrying amount of deferred tax assets is reviewed at each reporting date and reduced to the extent that it is no longer probable that sufficient taxable profit will be available to allow all or part of the deferred tax asset to be utilised. Unrecognised deferred tax assets are re-assessed at each reporting date and are recognised to the extent that it has become probable that future taxable profits will allow the deferred tax asset to be recovered.

Deferred tax assets and liabilities are measured at the tax rates that are expected to apply in the year when the asset is realised or the liability is settled, based on tax rates (and tax laws) that have been enacted or substantively enacted at the reporting date.

Deferred tax relating to items recognised outside profit or loss is recognised outside profit or loss (either in other comprehensive income or in equity). Deferred tax items are recognised in correlation to the underlying transaction either in OCI or directly in equity.

Deferred tax assets and deferred tax liabilities are offset if a legally enforceable right exists to set off current tax assets against current tax liabilities and the deferred taxes relate to the same taxable entity and the same taxation authority.

MAT is recognised as an asset only when and to the extent there is convincing evidence that the Company will pay normal income tax during the specified period. In the year in which the MAT credit becomes eligible to be recognised, it is credited to the Statement of Profit and Loss and is considered as (MAT Credit Entitlement). The Company reviews the same at each Balance Sheet date and writes down the carrying amount of MAT Credit Entitlement to the extent there is no longer convincing evidence to the effect that the Company will pay normal Income Tax during the specified period. Minimum Alternate Tax (MAT) Credit are in the form of unused tax credits that are carried forward by the Company for a specified period of time, hence, it is presented as Deferred Tax Asset.

n) Inventories

Inventories are valued at the lower of cost and net realisable value.

- a) Inventories which comprise raw materials, work-in-progress, finished goods, stock-in-trade / property held for development and sale, stores and spares, loose tools and are carried at the lower of cost and net realisable value.



Notes to financial statements for the year ended 31 March 2024
Note 1

- b) Cost of inventories comprises all costs of purchase, costs of conversion and other costs incurred in bringing the inventories to their present location and condition.
- c) In determining the cost, first in first out cost method is used. In the case of manufactured inventories and work in progress, fixed production overheads are allocated on the basis of normal capacity of production facilities.
- d) Net realisable value is the estimated selling price in the ordinary course of business, less the estimated costs of completion and the estimated costs necessary to make the sale.
- e) The net realizable value of work-in-progress is determined with reference to the selling prices of related finished products. Raw materials and other supplies held for use in the production of finished products are not written down below cost except in cases where material prices have declined and it is estimated that the cost of the finished products will exceed their net realisable value.
- f) The comparison of cost and net realisable value is made on an item-by-item basis.
- g) **Stores and spares:** cost includes cost of purchase and other costs incurred in bringing the inventories to their present location and condition. Cost is determined on weighted average basis. An item of spare parts that does not meet the definition of 'property, plant and equipment' has to be recognised as a part of inventories.

o) Employee benefits

All employee benefits payable wholly within twelve months of rendering services are classified as short term employee benefits. Benefits such as salaries, wages, short-term compensated absences, performance incentives etc., and the expected cost of bonus, ex-gratia are recognised during the period in which the employee renders related service.

Payments to defined contribution retirement benefit plans are recognised as an expense when employees have rendered the service entitling them to the contribution.

The cost of providing benefits under the defined benefit plan is determined using the projected unit credit method. Re-measurements, comprising of actuarial gains and losses, the effect of the asset ceiling, excluding amounts included in net interest on the net defined benefit liability and the return on plan assets (excluding amounts included in net interest on the net defined benefit liability), are recognised immediately in the balance sheet with a corresponding debit or credit to retained earnings through OCI in the period in which they occur. Re-measurements are not reclassified to profit or loss in subsequent periods.

Past service costs are recognised in profit or loss on the earlier of:

1. The date of the plan amendment or curtailment, and
2. The date that the Company recognises related restructuring costs

Net interest is calculated by applying the discount rate to the net defined benefit liability or asset.

The Company recognises the following changes in the net defined benefit obligation as an expense in the statement of profit and loss:



Notes to financial statements for the year ended 31 March 2024
Note 1

1. Service costs comprising current service costs, past-service costs, gains and losses on curtailments and non-routine settlements; and
2. Net interest expense or income

Long-term employee benefits

Post-employment and other employee benefits are recognised as an expense in the statement of profit and loss for the period in which the employee has rendered services. The expenses are recognised at the present value of the amount payable determined using actuarial valuation techniques. Actuarial gains and loss in respect of post-employment and other long term benefits are charged to the statement of other comprehensive income.

p) Cash and cash equivalents

Cash and cash equivalent in the balance sheet comprise cash at banks and on hand and short-term deposits with an original maturity of three months or less, which are subject to an insignificant risk of changes in value. For the purpose of the statement of cash flows, cash and cash equivalents consist of cash and short-term deposits, as defined above, net of outstanding bank overdrafts as they are considered an integral part of the Company's cash management.

q) Segment accounting:

The Chief Operational Decision Maker monitors the operating results of its business Segments separately for the purpose of making decisions about resource allocation and performance assessment. Segment performance is evaluated based on profit or loss and is measured consistently with profit or loss in the financial statements.

The Operating segments have been identified on the basis of the nature of products/services.

The accounting policies adopted for segment reporting are in line with the accounting policies of the Company. Segment revenue, segment expenses, segment assets and segment liabilities have been identified to segments on the basis of their relationship to the operating activities of the segment. Inter Segment revenue is accounted on the basis of transactions which are primarily determined based on market/fair value factors. Revenue, expenses, assets and liabilities which relate to the Company as a whole and are not allocated to segments on a reasonable basis have been included under "unallocated revenue / expenses / assets / liabilities".

r) Provisions, Contingent liabilities, Contingent assets and Commitments:

General

Provisions are recognised when the Company has a present obligation (legal or constructive) as a result of a past event, it is probable that an outflow of resources embodying economic benefits will be required to settle the obligation and a reliable estimate can be made of the amount of the obligation. When the Company expects some or all of a provision to be reimbursed, for example, under an insurance contract, the reimbursement is recognised as a



Notes to financial statements for the year ended 31 March 2024

Note 1

separate asset, but only when the reimbursement is virtually certain. The expense relating to a provision is presented in the statement of profit and loss net of any reimbursement.

If the effect of the time value of money is material, provisions are discounted using a current pre-tax rate that reflects, when appropriate, the risks specific to the liability. When discounting is used, the increase in the provision due to the passage of time is recognised as a finance cost.

Contingent liability is disclosed in the case of:

1. A present obligation arising from the past events, when it is not probable that an outflow of resources will be required to settle the obligation;
2. A present obligation arising from the past events, when no reliable estimate is possible;
3. A possible obligation arising from the past events, unless the probability of outflow of resources is remote.

Provisions, contingent liabilities, contingent assets and commitments are reviewed at each balance sheet date.

s) Earnings per share

Basic earnings per share are calculated by dividing the net profit for the period attributable to equity shareholders by the weighted average number of equity shares outstanding during the period. Earnings considered in ascertaining the Company's earnings per share is the net profit for the period after deducting preference dividends and any attributable tax thereto for the period. The weighted average number of equity shares outstanding during the period and for all periods presented is adjusted for events, such as bonus shares, other than the conversion of potential equity shares that have changed the number of equity shares outstanding, without a corresponding change in resources.

For the purpose of calculating diluted earnings per share, the profit or loss for the period attributable to equity shareholders and the weighted average number of shares outstanding during the period is adjusted for the effects of all dilutive potential equity shares.

t) Use of estimates and judgments

The presentation of the financial statements is in conformity with the Ind AS which requires the management to make estimates, judgments and assumptions that affect the reported

amounts of assets and liabilities, revenues and expenses and disclosure of contingent liabilities. Such estimates and assumptions are based on management's evaluation of relevant facts and circumstances as on the date of financial statements. The actual outcome may differ from these estimates.

Estimates and underlying assumptions are reviewed on an ongoing basis. Revisions to the accounting estimates are recognised in the period in which the estimates are revised and in any future periods affected.



Notes to financial statements for the year ended 31 March 2024

Note 1

Information about assumptions and estimation uncertainties that have a significant risk of resulting in a material adjustment within the next financial year are included in the following notes:

Note XX - Current tax expense

Note XX - Measurement of defined benefit obligations

Note XX - Provisions and contingencies

Note XX - Expected credit loss for receivables

u) Statement of cash flows

Cash flow are reported using the indirect method, whereby net profit before tax is adjusted for the effects of transactions of a non-cash nature, any deferrals of accruals of past or future operating cash receipts or payments and item of income or expenses associated with investing or financing cash flows. The cash flows from operating, investing and finance activities of the Company are segregated.

v) Foreign currency translation

Items included in the financial statements of the entity are measured using the currency of the primary economic environment in which the entity operates ('the functional currency'). The financial statements are presented in Indian rupee (INR), which is company's functional and presentation currency.

Transactions and balances

Transactions in foreign currencies are initially recorded by the Company's entities at their respective functional currency spot rates at the date the transaction first qualifies for recognition. However, for practical reasons, the Company uses an average rate if the average approximates the actual rate at the date of the transaction.

Monetary assets and liabilities denominated in foreign currencies are translated at the functional currency spot rates of exchange at the reporting date.

Exchange differences arising on settlement or translation of monetary items are recognised in profit or loss with the exception of the following:

1. Exchange differences arising on monetary items that forms part of a company's net investment in a foreign operation are recognised in profit or loss in the financial statements of the Company.
2. Exchange differences arising on monetary items that are designated as part of the hedge of the Company's net investment of a foreign operation. These are recognised in OCI until the net investment is disposed of, at which time, the cumulative amount is reclassified to profit or loss.
3. Tax charges and credits attributable to exchange differences on those monetary items are also recorded in OCI.



Notes to financial statements for the year ended 31 March 2024
Note 1

Non-monetary items that are measured in terms of historical cost in a foreign currency are translated using the exchange rates at the dates of the initial transactions. Non-monetary items measured at fair value in a foreign currency are translated using the exchange rates at the date when the fair value is determined. The gain or loss arising on translation of non-monetary items measured at fair value is treated in line with the recognition of the gain or loss on the change in fair value of the item (i.e., translation differences on items whose fair value gain or loss is recognised in OCI or profit or loss are also recognised in OCI or profit or loss, respectively).

w) Fair value measurement

The Company measures financial instruments, such as, derivatives at fair value at each balance sheet date.

Fair value is the price that would be received to sell an asset or paid to transfer a liability in an orderly transaction between market participants at the measurement date. The fair value measurement is based on the presumption that the transaction to sell the asset or transfer the liability takes place either:

1. In the principal market for the asset or liability, or
2. In the absence of a principal market, in the most advantageous market for the asset or liability.

The principal or the most advantageous market must be accessible by the Company.

The fair value of an asset or a liability is measured using the assumptions that market participants would use when pricing the asset or liability, assuming that market participants act in their economic best interest.

The Company uses valuation techniques that are appropriate in the circumstances and for which sufficient data are available to measure fair value, maximising the use of relevant observable inputs and minimising the use of unobservable inputs.

All assets and liabilities for which fair value is measured or disclosed in the financial statements are categorised within the fair value hierarchy, described as follows, based on the lowest level input that is significant to the fair value measurement as a whole:

1. Level 1 — Quoted (unadjusted) market prices in active markets for identical assets or Liabilities.
2. Level 2 — Valuation techniques for which the lowest level input that is significant to the fair value measurement is directly or indirectly observable.
3. Level 3 — Valuation techniques for which the lowest level input that is significant to the fair value measurement is unobservable.

For assets and liabilities that are recognised in the financial statements on a recurring basis, the Company determines whether transfers have occurred between levels in the hierarchy by re-



Notes to financial statements for the year ended 31 March 2024

Note 1

assessing categorisation (based on the lowest level input that is significant to the fair value measurement as a whole) at the end of each reporting period.

External valuers are involved for valuation of significant assets, such as unquoted financial assets. Involvement of external valuers is decided upon annually by the Valuation Committee after discussion with and approval by the management. Selection criteria include market knowledge, reputation, independence and whether professional standards are maintained. Valuers are normally rotated every three years. The management decides, after discussions with the Company's external valuers, which valuation techniques and inputs to use for each case.

At each reporting date, the management analyses the movements in the values of assets and liabilities which are required to be remeasured or re-assessed as per the Company's accounting policies. For this analysis, the management verifies the major inputs applied in the latest valuation by agreeing the information in the valuation.

The management, in conjunction with the Company's external valuers, also compares the change in the fair value of each asset and liability with relevant external sources to determine whether the change is reasonable.

For the purpose of fair value disclosures, the Company has determined classes of assets and liabilities on the basis of the nature, characteristics and risks of the asset or liability and the level of the fair value hierarchy as explained above.

This note summarizes accounting policy for fair value. Other fair value related disclosures are given in the relevant notes.

1. Disclosures for valuation methods, significant estimates and assumptions (note 43).
2. Quantitative disclosures of fair value measurement hierarchy (note 43B).
3. Investment in unquoted equity shares (discontinued operations) (note 43B).
4. Financial instruments (including those carried at amortised cost) (note 43A).



INDEPENDENT AUDITORS' REPORT

To,
The Members,
Monarch Network Capital IFSC PVT LTD,

Report on the Audit of the Standalone Financial Statements

Opinion

We have audited financial statements of **Monarch Network Capital IFSC PVT LTD** ("the company"), which comprise the Balance Sheet as at 31st March 2024, the Statement of Profit and Loss and the Cash Flow Statement for the year then ended, and notes to the financial statement, including a summary of significant accounting policies and other explanatory information.

In our opinion and to the best of our information and according to the explanations given to us, the aforesaid financial statements give the information required by the Companies Act, 2013 ('Act') in the manner so required and give a true and fair view in conformity with the accounting principles generally accepted in India, of the state of affairs of the Company as at March 31, 2024.

Basis for Opinion

We conducted our audit in accordance with the Standards on Auditing (SAs) specified under section 143(10) of the Companies Act, 2013. Our responsibilities under those Standards are further described in the *Auditor's Responsibilities for the Audit of the Financial Statements* section of our report. We are independent of the Company in accordance with the Code of Ethics issued by the Institute of Chartered Accountants of India together with the ethical requirements that are relevant to our audit of the financial statements under the provisions of the Companies Act, 2013 and the Rules thereunder, and we have fulfilled our other ethical responsibilities in accordance with these requirements and the Code of Ethics.

We believe that the audit evidence we have obtained is sufficient and appropriate to provide a basis for our opinion.

Ahmedabad

704, Abhishree Avenue, Opp. Hanuman Temple, Nr. Nehru Nagar Circle, SM Road, Ambawadi, Ahmedabad 380015
+917940307337, +919824250131
jva@vageriya.com

Mumbai

601 A-Wing, Kedarnath Appartment, Overipada, Nr. Western Express Highway, Dahisar (East), Mumbai-400068
+91-77380 66055, +91-9870 980078
pmj@vageriya.com



Key Audit Matters

Key audit matters are those matters that, in our professional judgment, were of most significance in our audit of the financial statements of the current period. These matters were addressed in the context of our audit of the financial statements as a whole, and in forming our opinion thereon, and we do not provide a separate opinion on these matters.

Reporting of key audit matters as per SA 701, Key Audit Matters are not applicable to the Company as it is an unlisted company.

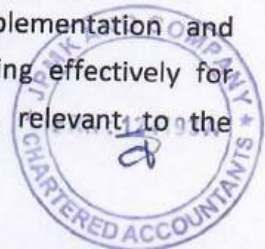
Information Other than the Financial Statements and Auditor's Report Thereon

The company's board of directors is responsible for the preparation of the other information. The other information comprises the information included in the Board's Report including Annexures to Board's Report, Business Responsibility Report but does not include the financial statements and our auditor's report thereon. Our opinion on the financial statements does not cover the other information and we do not express any form of assurance conclusion thereon. In connection with our audit of the financial statements, our responsibility is to read the other information and, in doing so, consider whether the other information is materially inconsistent with the standalone financial statements or our knowledge obtained during the course of our audit or otherwise appears to be materially misstated.

If, based on the work we have performed, we conclude that there is a material misstatement of this other information; we are required to report that fact. We have nothing to report in this regard.

Management's Responsibility for the Financial Statements

The Company's board of directors are responsible for the matters stated in section 134 (5) of the Act with respect to the preparation of these financial statements that give a true and fair view of the financial position, financial performance and cash flows of the Company in accordance with the accounting principles generally accepted in India, including the accounting standards specified under section 133 of the Act. This responsibility also includes maintenance of adequate accounting records in accordance with the provisions of the Act for safeguarding of the assets of the Company and for preventing and detecting frauds and other irregularities; selection and application of appropriate accounting policies; making judgments and estimates that are reasonable and prudent; and design, implementation and maintenance of adequate internal financial controls, that were operating effectively for ensuring the accuracy and completeness of the accounting records, relevant to the



preparation and presentation of the financial statement that give a true and fair view and are free from material misstatement, whether due to fraud or error.

In preparing the financial statements, management is responsible for assessing the Company's ability to continue as a going concern, disclosing, as applicable, matters related to going concern and using the going concern basis of accounting unless management either intends to liquidate the Company or to cease operations, or has no realistic alternative but to do so.

The boards of directors are also responsible for overseeing the Company's financial reporting process.

Auditor's Responsibility

Our objectives are to obtain reasonable assurance about whether the financial statements as a whole are free from material misstatement, whether due to fraud or error, and to issue an auditor's report that includes our opinion. Reasonable assurance is a high level of assurance, but is not a guarantee that an audit conducted in accordance with SAs will always detect a material misstatement when it exists. Misstatements can arise from fraud or error and are considered material if, individually or in the aggregate, they could reasonably be expected to influence the economic decisions of users taken on the basis of these financial statements.

As part of an audit in accordance with SAs, we exercise professional judgment and maintain professional skepticism throughout the audit. We also:

- Identify and assess the risks of material misstatement of the financial statements, whether due to fraud or error, design and perform audit procedures responsive to those risks, and obtain audit evidence that is sufficient and appropriate to provide a basis for our opinion. The risk of not detecting a material misstatement resulting from fraud is higher than for one resulting from error, as fraud may involve collusion, forgery, intentional omissions, misrepresentations, or the override of internal control.
- Obtain an understanding of internal control relevant to the audit in order to design audit procedures that are appropriate in the circumstances. Under section 143(3)(i) of the Companies Act, 2013, we are also responsible for expressing our opinion on whether the company has adequate internal financial controls system in place and the operating effectiveness of such controls




- Evaluate the appropriateness of accounting policies used and the reasonableness of accounting estimates and related disclosures made by management.
- Conclude on the appropriateness of management's use of the going concern basis of accounting and, based on the audit evidence obtained, whether a material uncertainty exists related to events or conditions that may cast significant doubt on the Company's ability to continue as a going concern. If we conclude that a material uncertainty exists, we are required to draw attention in our auditor's report to the related disclosures in the financial statements or, if such disclosures are inadequate, to modify our opinion. Our conclusions are based on the audit evidence obtained up to the date of our auditor's report. However, future events or conditions may cause the Company to cease to continue as a going concern.
- Evaluate the overall presentation, structure and content of the financial statements, including the disclosures, and whether the financial statements represent the underlying transactions and events in a manner that achieves fair presentation.

Materiality is the magnitude of misstatements in the standalone financial statements that, individually or in aggregate, makes it probable that the economic decisions of a reasonably knowledgeable user of the financial statements may be influenced. We consider quantitative materiality and qualitative factors in (i) planning the scope of our audit work and evaluating the results of our work; and (ii) to evaluate the effect of any identified misstatements in the financial statement.

We communicate with those charged with governance regarding, among other matters, the planned scope and timing of the audit and significant audit findings, including any significant deficiencies in internal control that we identify during our audit. We also provide those charged with governance with a statement that we have complied with relevant ethical requirements regarding independence, and to communicate with them all relationships and other matters that may reasonably be thought to bear on our independence, and where applicable, related safeguards.

From the matters communicated with those charged with governance, we determine those matters that were of most significance in the audit of the financial statements of the current period and are therefore the key audit matters. We describe these matters in our auditor's report unless law or regulation precludes public disclosure about the matter or when, in



extremely rare circumstances, we determine that a matter should not be communicated in our report because the adverse consequences of doing so would reasonably be expected to outweigh the public interest benefits of such communication.

Report on other Legal and Regulatory Requirements

1. As required by section 143(3) of the Act, we report that:
 - a) We have sought and obtained all the information and explanations which to the best of our knowledge and belief were necessary for the purposes of our audit.
 - b) In our opinion proper books of account as required by law have been kept by the Company so far as it appears from our examination of those books.
 - c) The Balance Sheet, the Statement of Profit and Loss and the Cash Flow statement dealt with by this Report are in agreement with the books of account.
 - d) In our opinion, the aforesaid financial statements comply with the Accounting Standards specified under Section 133 of the Act, read with Rule 7 of the Companies (Accounts) Rules, 2014.
 - e) On the basis of written representations received from the directors as on 31st March, 2024, taken on record by the Board of Directors, none of the directors is disqualified as on 31st March, 2024, from being appointed as a director in terms of Section 164(2) of the Act.
- a) Since the Company's turnover as per last audited financial statements is less than Rs.50 Crores and its borrowings from banks and financial institutions at any time during the year is less than Rs.25 Crores, the Company is exempted from getting an audit opinion with respect to the adequacy of the internal financial controls over financial reporting of the company and the operating effectiveness of such controls vide notification dated June 13, 2017.
- b) In our opinion and to the best of our information and according to the explanations given to us, we report as under with respect to other matters to be included in the Auditor's Report in accordance with Rule 11 of the Companies (Audit and Auditors) Rules, 2014:



- a. The Company does not have pending litigations which would impact its financial position.
- b. The Company has made provision, as required under the applicable law or accounting standards, for material foreseeable losses, if any, on long term contracts including derivative contracts;
- c. There were no amounts which required to be transferred by the Company to the Investor Education and Protection Fund.
- d. (i) The management has represented that, to the best of its knowledge and belief, other than as disclosed in the notes to the accounts, no funds have been advanced or loaned or invested (either from borrowed funds or share premium or any other sources or kind of funds) by the company to or in any other person(s) or entity(ies), including foreign entities ("Intermediaries"), with the understanding, whether recorded in writing or otherwise, that the Intermediary shall, whether, directly or indirectly lend or invest in other persons or entities identified in any manner whatsoever by or on behalf of the company ("Ultimate Beneficiaries") or provide any guarantee, security or the like on behalf of the Ultimate Beneficiaries;
- (ii) The management has represented, that, to the best of its knowledge and belief, other than as disclosed in the notes to the accounts, no funds have been received by the company from any person(s) or entity(ies), including foreign entities ("Funding Parties"), with the understanding whether recorded in writing or otherwise, that the company shall, whether, directly or indirectly, lend or invest in other persons or entities identified in any manner whatsoever by or on behalf of the Funding Party ("Ultimate Beneficiaries") or provide any guarantee, security or the like on behalf of the Ultimate Beneficiaries, and
- (iii) As per the information and explanation provided to us, the representation under sub clause (i) and (ii) is not contained any material misstatement.



e. The company has not declared or paid any dividend during the year under audit.

2. As required by the Companies (Auditor's Report) Order, 2020 ("the Order") issued by the Central Government of India in terms of sub-section (11) of section 143 of the Act, the reporting on the matters Specified in paragraphs 3 and 4 of the Order is not applicable to the company.

Date : 21/05/2024

Place : Ahmedabad



**For JPMK AND COMPANY
Chartered Accountants**

A handwritten signature in blue ink, appearing to read "Jitendra Vageriya", written over a horizontal line.

**CA. Jitendra Vageriya
Partner**

**M.No. 114424; FRN: 124193W
UDIN: 24114424BKAPTU1568**

MONARCH NETWORK CAPITAL IFSC PVT LTD

CIN:U65929GJ2017PTC096239

Balance Sheet for the year ended on 31st March, 2024

(Rs. In '000)

Particulars	Note No.	Figures as at 31st March, 2024 Amount in RS.	Figures as at 31st March, 2023 Amount in RS.
I. Equity and Liabilities			
(1) Shareholder's Funds			
(a) Share Capital	2	500.00	500.00
(b) Reserves and Surplus	3	(370.23)	(183.59)
(2) Current Liabilities			
(a) Other Current Liabilities	4	1,433.87	197.23
Total		1,563.64	513.64
II. Assets			
(1) Current assets			
(a) Other Current Assets	5	1,563.64	513.64
Total		1,563.64	513.64

Significant Accounting policies and Notes forming parts of accounts

1

For: JPMK AND COMPANY
Chartered Accountants

Jitendra Vageriya
Partner
M. No.: 114424
FRN: 124193W



Place : Ahmedabad
Date : 21/05/2024
UDIN: 24114424BKAPTU1568

For and on behalf of Board :-

Vaibhav Shah
(Director)
DIN:00572666

Manju Bafna
(Director)
DIN: 01459885



Place :Gandhinagar
Date : 21/05/2024



MONARCH NETWORK CAPITAL IFSC PVT LTD

CIN:U65929GJ2017PTC096239


Statement of profit and Loss for the year ended 31st March, 2024

(Rs. In '000)

Particulars	Note No.	Figures for the year ended 31st March, 2024	Figures for the year ended 31st March, 2023
Income:			
I. Other Income		-	-
Total Revenue (A)		-	-
Expenses:			
II. Administrative & General Expense	6	186.64	41.20
Total Expenses (B)		186.64	41.20
III. Profit before exceptional and extraordinary items and tax	(A) - (B)	(186.64)	(41.20)
IV. Extraordinary Items			
V. Profit before tax	(III - IV)	(186.64)	(41.20)
VI. Tax expense:			
(1) Current tax		-	-
(2) Excess / Short Provision of Income Tax		-	-
VII. Profit(Loss) from the period from continuing operations	(V-VI)	(186.64)	(41.20)
VIII. Profit/(Loss) from discontinuing operations		-	-
IX. Profit/(Loss) for the period	(VII+VIII)	(186.64)	(41.20)
X. Earning per Equity Share:	7		
(1) Basic		(3.73)	(0.82)
(2) Diluted		(3.73)	(0.82)

For: JPMK AND COMPANY
Chartered Accountants

For and on behalf of Board :-


Jitendra Vageriya
Partner
M. No.: 114424
FRN: 124193W
Place : Ahmedabad
Date : 21/05/2024
UDIN: 24114424BKAPTU1568




Vaibhav Shah
(Director)
Din:00572666

Place :Gandhinagar
Date : 21/05/2024


Manju Bafna
(Director)
Din: 01459885



MONARCH NETWORK CAPITAL IFSC PVT LTD

CIN:U65929GJ2017PTC096239

Statement of Cash Flow Annexed to the Balance Sheet

(Rs. In '000)

Particulars	Year ended March 31, 2024	Year ended March 31, 2023
A. Cash Flow from Operating Activities		
Net Profit before tax and extraordinary Items	(186.64)	(41.20)
Adjustments for		
Depreciation	-	-
Provision for Standard Assets	-	-
Provision For NPA	-	-
Provision for Doubtful Debts	-	-
Finance Cost	-	-
Interest Received	-	-
Operating profit before working capital changes	(186.64)	(41.20)
Adjustments for		
Decrease / (Increase) in Trade and other Receivables	(1,050.00)	-
Increase / (Decrease) in Trade Payable and Provisions	1,236.64	41.20
Cash Generated from operations	0	-
Income Tax Paid For The Year		
Prior Period Items		
Net Cash Flow From Operating Activities (A)	0.00	-
B. Cash Flow From Investing Activities		
Purchase of Fixed Assets	-	-
Sale of Fixed Assets	-	-
Interest Received	-	-
Net Cash flow from Investing Activities (B)	-	-
C. Cash flow From Financing Activities		
Issue of Share Capital	-	-
Finance Cost	-	-
Net Cash flow from Financing Activities (C)	-	-
Net Increase in Cash & Cash Equivalents (A) + (B) + (C)	0.00	-
Opening Balance of Cash & Cash Equivalents	-	-
Closing Balance of Cash & Cash Equivalents	0.00	-

Notes :

- The Cash Flow Statement has been prepared under the "Indirect Method" as set out in the Accounting Standard 3 This is the Cash Flow Statement referred to in our report of even date.

For : - JPMK AND COMPANY
Chartered Accountants

Jitendra Vageriya
Partner

M. No.: 114424

FRN: 124193W

Place : Ahmedabad

Date : 21/05/2024

UDIN: 24114424BKAPTU1568



For and on behalf of the Board

Vaibhav Shah
(Director)
Din:00572666

Manju Bafna
(Director)
Din: 01459885

Place: Gandhinagar
Date: 21/05/2024



Company Information

Monarch Network Capital IFSC Private Limited is a wholly owned subsidiary of Monarch Network Capital Limited (MNCL / Parent Entity) and shall register with IFSCA as a Fund Management Entity (Retail) and undertake all such activities permissible under IFSCA (Fund Management Entity) Regulations, 2022, including but not limited to investment management activity, portfolio management services etc. The Company intends to achieve medium to long-term capital appreciation through direct and indirect investments globally, in both developed and emerging markets; invest in corporate or sovereign debt, bonds, notes or other debentures, convertible securities (debt and equity), futures contracts (including financial futures), structured and other synthetic securities and related derivative instruments; shall seek to make investments globally wherever opportunities arise.

Note 1: Significant Accounting Policies

1. Basis of Accounting

The financial statements are prepared under the historical cost convention on an accrual basis of accounting in accordance with the accounting standards prescribed under Section 133 of the Companies Act, 2013.

2. Use of Estimates

The financial statements have been prepared on the basis of estimates, wherever necessary, which have an effect on the reported amounts of assets and liabilities as on the date of the statements and the reported amounts of income and expenditure for the reporting period. The difference between actuals and estimates is recognized in the subsequent period when the actuals are known.

3. Revenue Recognition

Revenue Recognition in the books of accounts has been recognized in the books of accounts in consonance with Accounting Standard - 9 relating to Revenue recognition. However, during the year under review, company has not conducted any business operation.



4. Earnings per share

Basic earnings per share is calculated by dividing the net profit or loss for the period attributable to equity shareholders by the weighted average number of equity shares outstanding during the period.

Diluted earnings per share is calculated by dividing the net profit or loss for the period attributable to equity shareholders and the weighted average number of shares outstanding during the period and adjusted for the effects of all dilutive potential equity shares.

5. Taxes on Income

Current tax is determined as the amount of tax payable in respect of taxable income of the year. Deferred tax for the year is recognized, on timing differences, being the difference between taxable income and accounting income that originate in one period and are capable of reversal in one or more subsequent periods.

Deferred tax assets and liabilities are measured using the tax rates and tax laws that have been enacted or substantively enacted by the Balance Sheet date. Deferred tax assets are recognized and carried forward only if there is reasonable/virtual certainty of its realisation.

The carrying amount of Deferred Tax Assets are reviewed at each balance sheet date and written down or written up, to reflect the amount that is reasonably / virtually certain, as the case may be, to be realized.

6. Provisions, Contingent Liabilities and Contingent Assets

Provisions involving substantial degree of estimation in measurement are recognized when there is a present obligation as a result of past events and it is probable that there will be an outflow of resources. Contingent Liabilities are not recognized but are disclosed in the Notes. Contingent Assets are neither recognized nor disclosed in the financial statements.

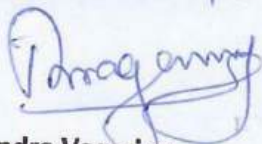


Monarch Network Capital IFSC Private Limited

CIN: U65929GJ2017PTC096239

Signatures to Notes 1 to 9 forming part of the financial statements and to the above notes.

For: JPMK AND COMPANY
Chartered Accountants



Jitendra Vageriya
Partner
M. No. 114424
FRN: 124193W

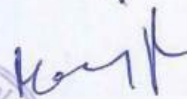


Place: Ahmedabad
Date: 21/05/2024
UDIN: 24114424BKAPTU1568

For and on behalf of Board:



Vaibhav Shah
Director
DIN: 00572666



Manju Bafna
Director
DIN: 01459885



Place: Gandhinagar
Date: 21/05/2024

MONARCH NETWORK CAPITAL IFSC PVT LTD

CIN:U65929GJ2017PTC096239

Note: 2 - Share Capital

		(Rs. In '000)	
	Particulars	Figures as at 31st March, 2024	Figures as at 31st March, 2023
1	Share Capital		
a.	Authorised Share Capital:		
	12,50,000 No. of Equity Shares of Rs. 10 Each	12,500.00	12,500.00
b.	Issued, Subscribed and Fully Paid up Share Capital		
	50000 No. of Equity Shares of Rs. 10 Each	500.00	500.00
c.	Par Value per Share	Rs. 10	Rs. 10
d.	Number of Equity Shares at the beginning of the year (in thousand)	50.00	50.00
	Add: Rights issue	-	-
	Bonus issue	-	-
	Less: Buy back	-	-
	Number of equity shares at the end of the year	50.00	50.00
e.	Amount of Calls unpaid Rs.		
(i)	Calls unpaid by directors Rs.	Nil	Nil
(ii)	Calls unpaid by officers Rs.	Nil	Nil
f.	No of shares Forfeited :		
	amount originally paid up :	Nil	Nil

Shareholding of promoters

Sr. No.	Promoter Name	No. of Shares	% of total Shares	% change during the year
1	Monarch Network Capital Limited	49999	99.99	0



MONARCH NETWORK CAPITAL IFSC PVT LTD

CIN:U65929GJ2017PTC096239

Note: 3 - Reserves and Surplus

(Rs. In '000)

Particulars	Figures as at 31st March, 2024	Figures as at 31st March, 2023
(a) Security Premium		
(b) Surplus from Profit & Loss account		
Opening balance	(183.59)	(142.39)
Add: Current year surplus	(186.64)	(41.20)
Closing balance	(370.23)	(183.59)
Total	(370.23)	(183.59)

Note: 4 - Other Current Liabilities

(Rs. In '000)

Particulars	Figures as at 31st March, 2024	Figures as at 31st March, 2023
Creditors for Expenses	1,433.87	197.23
Total	1,433.87	197.23

Note: 5 - Other Current Assets

(Rs. In '000)

Particulars	Figures as at 31st March, 2024	Figures as at 31st March, 2023
Preliminary Expenses	1,563.64	513.64
Total	1,563.64	513.64



MONARCH NETWORK CAPITAL IFSC PVT LTD

CIN:U65929GJ2017PTC096239

Note : 4(a) Ageing Schedule (Creditors for expenses)**(Rs in '000)**

Particulars	Outstanding for following periods from due date of payment for FY- 2023-24				Total
	Less than 1 year	1-2 years	2-3 years	More than 3 years	
(i) MSME	-	-	-	-	-
(ii) Others	1,241.64	41.20	18.64	132.39	1,433.87
(iii) Disputed dues -- MSME	-	-	-	-	-
(iv) Disputed dues - Others	-	-	-	-	-



MONARCH NETWORK CAPITAL IFSC PVT LTD

CIN:U65929GJ2017PTC096239

Note: 6- Administrative Expenses

(Rs. In '000)

Particulars	Figures for the year ended 31st March, 2024	Figures for the year ended 31st March, 2023
Auditors Remuneration	5.00	5.00
Professional Fees	56.42	17.50
Fees & Subscription Expenses	124.32	17.80
Misc Expenses	0.90	0.90
Total	186.64	41.20

Note: 7-Earning Per Share

(Rs. In '000)

Particulars	Figures for the year ended 31st March, 2024	Figures for the year ended 31st March, 2023
Net Profit or (Loss) attributable to Equity Share Holders	(186.64)	(41.20)
Weighted Average No. of Equity Share outstanding at the end of year	50.00	50.00
Basic Earnig per share	(3.73)	(0.82)
Diluted Earnig per share	(3.73)	(0.82)

Note: 8- Related Party Transaction

(Rs. In '000)

Name of the Related Party	As at 31st March- 2024	As at 31st March- 2023
Monarch Network Capital Limited (Expense Payable)	1,428.87	192.23



MONARCH NETWORK CAPITAL IFSC PVT LTD

CIN:U65929GJ2017PTC096239

Note : 9 - Other Notes

1. Outstanding balances trade payable and any other outstanding balances including all squared up accounts are subject to confirmation.

2. Previous year's figures have been regrouped, reclassified and rearranged wherever necessary.

3. Ratios

Particulars	F.Y. 2023-2024	F.Y. 2022-2023
(A) Current Ratio	1.09	2.60
Current Assets	1,563.64	513.64
Current Liabilities	1,433.87	197.23
(B) Debt-Equity Ratio	11.05	0.62
Total Debt	1,433.87	197.23
Total Equity	129.77	316.41
(C) Return of Equity Ratio	(1.44)	(0.13)
(D) Trade Payables Turnover Ratio	-	-
(E) Net Capital Turnover Ratio	-	-
(F) Net Profit Ratio	(0.37)	(0.08)
(G) Return of Capital Employed	(1.44)	(0.13)



INDEPENDENT AUDITORS' REPORT

To,
The Members,
MONARCH NETWORK FINSERVE PRIVATE LIMITED

Report on the Audit of the Standalone Financial Statements

Opinion

We have audited standalone financial statements of **MONARCH NETWORK FINSERVE PRIVATE LIMITED** ("the company"), which comprise the Balance Sheet as at 31st March 2024, the Statement of Profit and Loss (including other Comprehensive Income), the Statement in Changes in Equity and the Cash Flow Statement for the year then ended, and notes to the financial statement, including a summary of significant accounting policies and other explanatory information (hereinafter referred to as "the standalone financial statement").

In our opinion and to the best of our information and according to the explanations given to us, the aforesaid financial statements give the information required by the Act in manner so required and give a true and fair view in conformity with the Indian Accounting Standards prescribed under section 133 of the Act read with the Companies (Indian Accounting Standards) Rules, 2015, as amended, ("Ind AS") and other accounting principles generally accepted in India, of the state of affairs of the company as at 31st March, 2024 and profit and total comprehensive income, change in equity and its cash flows for the year ended on that date.

Basis for Opinion

We conducted our audit in accordance with the Standards on Auditing (SAs) specified under section 143(10) of the Companies Act, 2013. Our responsibilities under those Standards are further described in the *Auditor's Responsibilities for the Audit of the Financial Statements* section of our report. We are independent of the Company in accordance with the Code of Ethics issued by the Institute of Chartered Accountants of India together with the ethical requirements that are relevant to our audit of the financial statements under the provisions of the Companies Act, 2013 and the Rules thereunder, and we have fulfilled our other ethical

Ahmedabad

704, Abhishree Avenue, Opp. Hanuman Temple, Nr. Nehru Nagar Circle, SM Road, Ambawadi, Ahmedabad 380015
+917940307337, +919824250131
jva@vageriya.com

Mumbai

601 A-Wing, Kedarnath Appartment, Overipada, Nr. Western Express Highway, Dahisar (East), Mumbai-400068
+91-77380 66055, +91-9870 980078
pmj@vageriya.com



responsibilities in accordance with these requirements and the Code of Ethics. We believe that the audit evidence we have obtained is sufficient and appropriate to provide a basis for our opinion.

Key Audit Matters

Key audit matters are those matters that, in our professional judgment, were of most significance in our audit of the standalone Ind AS financial statements of the current period. These matters were addressed in the context of our audit of the standalone Ind AS financial statements as a whole, and in forming our opinion thereon, and we do not provide a separate opinion on these matters.

Information Other than the Financial Statements and Auditor's Report Thereon

The Company's Board of Directors is responsible for the other information. The other information comprises the information included in the Management Discussion and Analysis, Board's Report including Annexures to Board's Report, Business Responsibility Report, Corporate Governance and Shareholder's Information, but does not include the standalone financial statements and our auditor's report thereon.

Our opinion on the standalone financial statements does not cover the other information and we do not express any form of assurance conclusion thereon. In connection with our audit of the standalone financial statements, our responsibility is to read the other information and, in doing so, consider whether the other information is materially inconsistent with the standalone financial statements or our knowledge obtained during the course of our audit or otherwise appears to be materially misstated.

If, based on the work we have performed, we conclude that there is a material misstatement of this other information, we are required to report that fact. We have nothing to report in this regard.

Management's Responsibility for the Standalone Financial Statements

The Company's Board of Directors is responsible for the matters stated in section 134(5) of the Companies Act, 2013 ("the Act") with respect to the preparation and presentation of these financial statements that give a true and fair view of the financial position, financial performance and cash flows of the Company in accordance with the accounting principles generally accepted in India, including the Accounting Standards specified under Section 133 of the Act, read with Rule 7 of the Companies (Accounts) Rules, 2014. This responsibility also includes the maintenance of adequate accounting records in accordance with the provision of



the Act for safeguarding of the assets of the Company and for preventing and detecting the frauds and other irregularities; selection and application of appropriate accounting policies; making judgments and estimates that are reasonable and prudent; and design, implementation and maintenance of adequate internal financial control, that were operating effectively for ensuring the accuracy and completeness of the accounting records, relevant to the preparation and presentation of the financial statements that give a true and fair view and are free from material misstatement, whether due to fraud or error.

In preparing the financial statements, management is responsible for assessing the Company's ability to continue as a going concern, disclosing, as applicable, matter related to going concern and using the going concern basis of accounting unless management either intends to liquidate the Company or to cease operations, or has no realistic alternative but to do so.

Those Board of Directors are also responsible for overseeing the Company's financial reporting process.

Auditor's Responsibility

Our objectives are to obtain reasonable assurance about whether the financial statements as a whole are free from material misstatement, whether due to fraud or error and to issue an auditor's report that includes our opinion. Reasonable assurance is a high level of assurance, but is not a guarantee that an audit conducted in accordance with SAs will always detect a material misstatement when it exists. Misstatements can arise from fraud or error and are considered material if, individually or in the aggregate, they could reasonably be expected to influence the economic decisions of users taken on the basis of these financial statements.

As part of an audit in accordance with SAs, we exercise professional judgment and maintain professional skepticism throughout the audit. We also:

- Identify and assess the risks of material misstatement of the financial statements, whether due to fraud or error, design and perform audit procedures responsive to those risks, and obtain audit evidence that is sufficient and appropriate to provide a basis for our opinion. The risk of not detecting a material misstatement resulting from fraud is higher than for one resulting from error, as fraud may involve collusion, forgery, intentional omissions, misrepresentations, or the override of internal control.



- Obtain an understanding of internal financial control relevant to the audit in order to design audit procedures that are appropriate in the circumstances. Under section 143(3)(i) of the Companies Act, 2013, we are also responsible for expressing our opinion on whether the company has adequate internal financial controls system in place and the operating effectiveness of such controls.
- Evaluate the appropriateness of accounting policies used and the reasonableness of accounting estimates and related disclosures made by management.
- Conclude on the appropriateness of management's use of the going concern basis of accounting and, based on the audit evidence obtained, whether a material uncertainty exists related to events or conditions that may cast significant doubt on the Company's ability to continue as a going concern. If we conclude that a material uncertainty exists, we are required to draw attention in our auditor's report to the related disclosures in the financial statements or, if such disclosures are inadequate, to modify our opinion. Our conclusions are based on the audit evidence obtained up to the date of our auditor's report. However, future events or conditions may cause the Company to cease to continue as a going concern.
- Evaluate the overall presentation, structure and content of the standalone financial statements, including the disclosures, and whether the standalone financial statements represent the underlying transactions and events in a manner that achieves fair presentation.

Materiality is the magnitude of misstatements in the standalone financial statements that, individually or in aggregate, makes it probable that the economic decisions of a reasonably knowledgeable user of the financial statements may be influenced. We consider quantitative materiality and qualitative factors in (i) planning the scope of our audit work and evaluating the results of our work; and (ii) to evaluate the effect of any identified misstatements in the financial statement.

We communicate with those charged with governance regarding, among other matters, the planned scope and timing of the audit and significant audit findings, including any significant deficiencies in internal control that we identify during our audit.



We also provide those charged with governance with a statement that we have complied with relevant ethical requirements regarding independence, and to communicate with them all relationships and other matters that may reasonably be thought to bear on our independence, and where applicable, related safeguards.

From the matters communicated with those charged with governance, we determine those matters that were of most significance in the audit of the financial statements of the current period and are therefore the key audit matters. We describe these matters in our auditor's report unless law or regulation precludes public disclosure about the matter or when, in extremely rare circumstances, we determine that a matter should not be communicated in our report because the adverse consequences of doing so would reasonably be expected to outweigh the public interest benefits of such communication.

Report on other Legal and Regulatory Requirements

1. As required by section 143(3) of the Act, we report that:
 - a) We have sought and obtained all the information and explanations which to the best of our knowledge and belief were necessary for the purposes of our audit.
 - b) In our opinion proper books of account as required by law have been kept by the Company so far as it appears from our examination of those books.
 - c) The Balance Sheet, the Statement of Profit and Loss including Other Comprehensive Income, Statement of Changes in Equity and the Cash Flow statement dealt with by this Report are in agreement with the books of account.
 - d) In our opinion, the aforesaid financial statements comply with the Ind AS specified under Section 133 of the Act.
 - e) On the basis of written representations received from the directors as on 31st March, 2024, taken on record by the Board of Directors, none of the directors is disqualified as on 31st March, 2024, from being appointed as a director in terms of Section 164(2) of the Act.
 - f) Since the Company's turnover as per last audited financial statements is less than Rs.50 Crores and its borrowings from banks and financial institutions at any time during the year is less than Rs.25 Crores, the Company is exempted from getting



an audit opinion with respect to the adequacy of the internal financial controls over financial reporting of the company and the operating effectiveness of such controls vide notification dated June 13, 2017.

g) In our opinion and to the best of our information and according to the explanations given to us, we report as under with respect to other matters to be included in the Auditor's Report in accordance with Rule 11 of the Companies (Audit and Auditors) Rules, 2014:

- i. The Company has disclosed the impact of pending litigations on its financial position in its Ind AS financial statements.
- ii. The Company has made provision, as required under the applicable law or accounting standards, for material foreseeable losses, if any, on long term contracts including derivative contracts;
- iii. There were no amounts which required to be transferred by the Company to the Investor Education and Protection Fund.
- iv. (i) The management has represented that, to the best of its knowledge and belief, other than as disclosed in the notes to the accounts, no funds have been advanced or loaned or invested (either from borrowed funds or share premium or any other sources or kind of funds) by the company to or in any other person(s) or entity(ies), including foreign entities ("Intermediaries"), with the understanding, whether recorded in writing or otherwise, that the Intermediary shall, whether, directly or indirectly lend or invest in other persons or entities identified in any manner whatsoever by or on behalf of the company ("Ultimate Beneficiaries") or provide any guarantee, security or the like on behalf of the Ultimate Beneficiaries;
- (ii) The management has represented, that, to the best of its knowledge and belief, other than as disclosed in the notes to the accounts, no funds have been received by the company from any person(s) or entity(ies), including foreign entities ("Funding Parties"), with the understanding whether recorded in writing or otherwise, that the company shall, whether, directly or indirectly, lend or invest in other persons or entities identified in any manner whatsoever by or on behalf of the Funding Party ("Ultimate Beneficiaries") or provide any guarantee, security or the like on behalf of the Ultimate Beneficiaries, and



(iii) As per the information and explanation provided to us, the representation under sub clause (i) and (ii) is not contained any material misstatement.

v. The company has not declared or paid any dividend during the year under audit.

2. As required by the Companies (Auditor's Report) Order, 2016 ("the Order") issued by the Central Government of India in terms of sub-section (11) of section 143 of the Act, we give in the "Annexure A" a statement on the matters Specified in paragraphs 3 and 4 of the Order.

Date : 21/05/2024
Place : Ahmedabad



For J P M K AND COMPANY
Chartered Accountants

A handwritten signature in blue ink, appearing to read "Jitendra Vageriya".

CA. Jitendra Vageriya
Partner

M.No. 114424

FRN : 124193W

UDIN: 24114424BKAPTW1400

ANNAEXURE "A" TO THE INDEPENDENT AUDITOR'S REPORT

(Referred to in paragraph 2 under 'Report on Other Legal and Regulatory Requirements' section of our report to the Members of MONARCH NETWORK FINISERVE PRIVATE LIMITED of even date)

- i. In respect of company's fixed assets:
 - a. The Company has maintained proper records showing full particulars, including quantitative details and situation of fixed assets.
 - b. The Company has a program of verification to cover all the items of fixed assets in phased manner which, in our opinion, is reasonably having regard to the size of the Company and the nature of its assets. Pursuant to the program, certain fixed assets were physically verified by the management during the year. According to information and explanations given to us by the management, no material discrepancy was noticed on such verification.
 - c. According to information and explanations given by the management, the company does not have any immovable properties.
 - d. According to the information and explanations provided to us, the company has not revalued any Property, Plant and Equipment or intangible asset or both during the year.
 - e. There has been no proceedings initiated or are pending against the company for holding any benami property under the Benami Transactions (Prohibition) Act, 1988 and rules made thereunder.
- ii. The company is a service provider. So the reporting under paragraph 3(ii) is not applicable.
- iii. The Company has not made investments in, provided any guarantee or security or granted any loans or advances in the nature of loans, secured or unsecured, to companies, firms, Limited Liability Partnerships or any other parties.



- iv. According to the information and explanations given to us, the Company has not granted loans and made any investments or provided any guarantee or security to the parties covered under section 185 and 186. Accordingly, paragraph 3(iv) of the Order is not applicable.
- v. According to the information and explanation given to us, the company has not accepted the any deposits and does not have any unclaimed deposits as at 31st March, 2024 and therefore, the provisions of the clause 3(v) of the Order are not applicable to the company.
- vi. The maintenance of cost records has not been specified by the Central Government under section 148(1) of the Companies Act, 2013 for the business activities carried out by the company. Thus reporting under clause 3(vi) of the order is not applicable to the company.
- vii. (a) According to the information and explanation given to us, the company has generally been regular in depositing undisputed statutory dues including Provident Fund, Employees' State Insurance, Sales Tax, Goods & Service Tax, Duty of Customs, Cess and any other statutory dues applicable to it with appropriate authorities and no such undisputed amounts were in arrears for a period of more than six months from the date they became payable.

(b) As per the information and explanation given to us, there are no disputed dues outstanding on account of *Provident Fund, Employees' State Insurance, Income-tax, Sales Tax, Duty of Customs, Cess and any other statutory dues.*
- viii. According to the information and explanation given to us, there are no transactions which has been surrendered or disclosed as income during the year in the tax assessments under the Income Tax Act, 1961.
- ix. (a) According to the records made available to us and information and explanation given to us by the management, in our opinion the company has not defaulted in repayment of dues to a bank or financial institution.

(b) the company has not been declared wilful defaulter by any bank of financial institution.



(c) According to the records made available to us, the term loans were applied for the purpose for which the loans were obtained.

(d) No funds have been raised on short term basis by the company. Thus the reporting under clause 3(ix)(d) of order is not applicable.

(e) According to the information and explanation given to us, the company does not have any subsidiaries, associates or joint ventures. So the clause 3(ix)(e) & 3(ix)(f) of the order is not applicable to the company.

x. According to the information and explanation given to us and based on our examination of the records of the company, the company has not raised money by way of initial public offer of further public offer during the year.

xi. (a) According to the information and explanation given to us, no fraud by the company or no material fraud on the company by its officers or employees has been noticed or reported during course of our audit.

(b) According to the information and explanation given to us, no report has been filed by the auditors in Form ADT-4 as prescribed under rule 13 of Companies (Audit and Auditors) Rules, 2014 with the Central Government.

(c) The company has not received any whistle-blower complaints during the year. So the clause 3(xi)(c) of the order is not applicable.

xii. According to the information and explanation given to us the company is not a nidhi company hence clause 3(xii) of companies (auditor's Report) order 2020 is not applicable.

xiii. According to the information and explanation given to us and based on our examination of the records of the company, all transactions with the related parties are in compliance with sections 177 and 188 of Companies Act, 2013 where applicable and the details have been disclosed in the Financial Statements, as required by the applicable accounting



standards.

- xiv. The company does not have an internal audit system. Accordingly the reporting under paragraph 3(xiv) of the order is not applicable.
- xv. According to the information and explanation given to us and based on our examination of the records of the company, the company has not entered into any non-cash transactions with directors or persons connected with him. So the clause 3(xv) of the companies (auditor's Report) order 2020 is not applicable.
- xvi. The company is registered under section 45-IA of the Reserve Bank of India, 1934 since 22nd September, 2000.
- xvii. According to the information and explanation given to us and based on our examination of the records of the company, the company has not incurred cash losses in the financial year and in the immediately preceding financial year.
- xviii. Based on our examination of the records of the company, there has not been any resignation of the statutory auditors during the year. hence clause 3 (xviii) of companies (auditor's Report) order 2020 is not applicable.
- xix. On the basis of the financial ratios, ageing and expected dates of realisation of financial assets and payment of financial liabilities, other information accompanying the financial statements, the auditor's knowledge of the Board of Directors and management plans, there is no material uncertainty exists as on the date of the audit report that company is capable of meeting its liabilities existing at the date of balance sheet as and when they fall due within a period of one year from the balance sheet date.



xx. As per the information and explanation given to us, the provisions of Section 135 of Companies Act, 2013 is not applicable to the company hence the reporting under clause 3(xx) of the Companies (auditor's report) Order, 2020 is not applicable.

Date : 21/05/2024

Place : Ahmedabad



For J P M K AND COMPANY
Chartered Accountants

CA. Jitendra Vageriya
Partner

M.No. 114424

FRN : 124193W

UDIN: 24114424BKAPTW1400

MONARCH NETWORK FINSERVE PRIVATE LIMITED

CIN:U65900MH1996PTC100919

BALANCE SHEET AS AT 31ST MARCH 2024

(Currency: Indian Rupees in Lakhs)

Particulars	Notes	Year Ended on Mar 31,2024	Year Ended on Mar 31,2023
ASSETS			
Non Current assets			
Property Plant and Equipment	2	20.14	20.14
Financial assets			
Deferred tax assets (Net)	3	1.61	1.20
Non-current Tax Assets (Net)	4	7.04	16.90
Total Non Current Assets		28.79	38.23
Current assets			
Inventories		404.97	404.97
Financial assets			
- Loans & Advances	5	2,645.16	210.82
- Trade Receivable	6	267.28	84.47
- Cash and cash equivalents	7	52.29	2,298.32
Non Financial assets			
- Other Non-Financial Assets	8	0.80	0.35
Total Current Assets		3,370.49	2,998.93
Total Assets		3,399.27	3,037.16
EQUITY AND LIABILITIES			
Equity			
Equity Share capital	9	966.67	966.67
Other equity	10	2,409.62	1,853.27
Total Equity		3,376.29	2,819.94
Non-current liabilities			
-Financial liabilities		-	-
- Borrowings		-	-
Non-Financial liabilities			
- Provisions	11	0.89	0.50
Total Non Current Liabilities		0.89	0.50
Current liabilities			
Financial liabilities			
- Borrowings	12	-	193.40
- Trade payables	13	0.32	18.98
- Other financial Liabilities			
Non-Financial liabilities			
- Current Tax Liabilities (Net)	14	0.89	2.44
- Provisions	15	19.40	1.49
- Other non-financial Liabilities	16	1.48	0.41
Total Current Liabilities		22.09	216.72
Total Liabilities		3,399.27	3,037.16
Significant Accounting Policies	1		
See accompanying notes to the financial statements	1 to 48		

For: JPMK AND COMPANY
Chartered Accountants

Jitendra Vageriya
Partner
M. No.: 114424
FRN: 124193W

Place : Ahmedabad
Date : 21/05/2024
UDIN:24114424BKAPTW1400



For and on behalf of Board

Ashok Bafna
Director
DIN: 01431472

Shailen Shah
Director
DIN: 01569241



Place : Mumbai
Date : 21/05/2024

MONARCH NETWORK FINSERVE PRIVATE LIMITED
CIN:U65900MH1996PTC100919

STATEMENT OF PROFIT AND LOSS FOR THE YEAR ENDED 31ST MARCH 2024
(Currency: Indian Rupees in Lakhs)

Particulars	Notes	Year Ended on Mar 31,2024	Year Ended on Mar 31,2023
INCOME			
Revenue From Operations	17	551.51	937.88
Other Income	18	274.45	157.44
Total Income		825.96	1,095.32
EXPENSES			
Employee benefit expense	19	12.85	6.74
Finance Cost	20	0.29	0.38
Other Expenses	21	57.30	112.27
Provision for Standard Assets		2.23	-5.04
Total Expenses		72.66	114.35
Profit Before Exceptional Items, Extraordinary Items And Tax		753.29	980.97
Less: Extraordinary Items			
Profit Before Tax		753.29	980.97
Tax Expenses			
Current Tax		193.74	245.00
Deferred tax		(0.41)	(0.68)
Short & Excess Tax Provision		3.61	(9.47)
Total Tax Expenses		196.94	234.84
Profit for the Year (After Tax)		556.35	746.13
Other Comprehensive Income			
A(i) Items that will not be reclassified to profit or loss		-	-
Remeasurements of the defined benefit plans		-	-
Equity Instruments through Other Comprehensive Income		-	-
(ii) Income tax related to items that will not be reclassified to profit or loss		-	-
B (i) Items that will be reclassified to profit or loss		-	-
(ii) Income tax related to items that will be reclassified to profit or loss		-	-
Total Comprehensive Income for the year		556.35	746.13
Earnings Per equity share of face value of Rs 10 each			
Basic(In Rs)	22	5.76	7.72
Diluted (in Rs)	22	5.76	7.72
Significant Accounting Policies	1		
See accompanying Notes to the Financial Statements	1 to 48		

For: JPMK AND COMPANY
Chartered Accountants

Jitendra Vageriya
Partner
M. No.: 114424
FRN: 124193W

Place : Ahmedabad
Date : 21/05/2024
UDIN:24114424BKAPTW1400



For and on behalf of Board

Ashok Bafna
Director
DIN: 01431472

Shailen Shah
Director
DIN: 01569241

Place : Mumbai
Date : 21/05/2024



CASH FLOW STATEMENT FOR THE YEAR ENDED 31ST MARCH-2024
(Currency: Indian Rupees in Lakhs)

Particulars	For the year ended	
	31-03-24	31-03-23
	INRs	INRs
Cash flow from operating activities		
Profit before tax from continuing operations		
Profit/(loss) before tax from discontinued operations	753.29	980.97
Profit before tax	-	-
Adjustments to reconcile profit before tax to net cash used in operating activities	753.29	980.97
Depreciation and amortisation	-	-
Finance cost(including fair value change in financial instruments)	-	-
Interest income	0.29	0.38
Provision for Standard Assets	-	-
Provision for NPA Assets	2.23	(5.04)
Working capital adjustments	755.81	976.31
Decrease / (Increase) in Inventories	-	0.00
Decrease / (Increase) in Trade and Other Receivables	(182.80)	1,230.13
Other financial assets	129.14	-
Other assets	9.42	(6.62)
Increase / (Decrease) in Trade Payable and Provisions	(19.13)	8.80
Increase / (Decrease) in Short term borrowings	(193.40)	-
Income Tax paid	499.04	2,208.62
Net cash flows from operating activities	181.28	325.48
Cash flow from investing activities	317.76	1,883.14
Payment for purchase and construction of property, plant and equipment (Net of proceeds from sales)	-	-
Proceeds /(Repayment) of loans and advances to related parties	(2,563.50)	-
Net cash flows from Investing activities	(2,563.50)	-
Cash flow from financing activities		
Dividend Paid	-	-
Finance charges paid	-	-
Net cash flows from financing activities	(0.29)	(0.38)
Net increase / (decrease) in cash and cash equivalents	(0.29)	(0.38)
Cash and cash equivalents at the beginning of the year	(2,246.03)	1,882.77
Effect of exchanges rate changes on cash and cash equivalents	2,298.31	415.55
Cash and cash equivalents at the end of the year	52.28	2,298.31
Reconciliation of Cash and Cash equivalents with the Balance Sheet		
Cash and Bank Balances as per Balance Sheet	52.29	2,298.32
Add: Unrealised loss / (gain) on foreign currency cash and cash equivalents	-	-
Less : Bank balances not considered as Cash and Cash equivalents as defined in Ind AS-7 - Cash Flow Statements	-	-
Cash and Cash equivalents as restated as at the year end	52.29	2,298.32

Note- Cash Flow Statement has been prepared under the indirect method as set out in IND AS 7 - "Cash Flow Statements" prescribed under the Companies Act (Indian Accounting Standard) Rules, 2015 under the Companies Act, 2013

For: JPMK AND COMPANY
Chartered Accountants

Jitendra Vageriya
Partner
M. No.: 114424
FRN: 124193W

Place : Ahmedabad
Date : 21/05/2024



For and on behalf of Board

Ashok Bafna
Director
DIN: 01431472

Shailen Shah
Director
DIN: 01569241

Place : Mumbai
Date : 21/05/2024



Statement of Changes in Equity
(Currency: Indian Rupees in Lakhs)

(a) Equity share capital	As at 31 March 2024		As at 31 March 2023	
	No. of Shares	Amount	No. of Shares	Amount
Balance at the beginning of the reporting period	96.67	966.67	96.67	966.67
Changes in equity share capital during the year	-	-	-	-
Balance at the end of the reporting period	96.67	966.67	96.67	966.67

(b) Other equity

Particulars	Reserves & Surplus				Other comprehensive income		Total
	General Reserve	Securities Premium Account	Retained earnings	Amalgamation Reserve	Remeasurements of the net defined benefit Plans	Fair valuation of investments in equity shares	
Balance at 1 April 2022	265.96	420.34	420.84	-	-	-	1,107.14
Profit for the year	-	-	746.13	-	-	-	-
Add: Transfer to General Reserve	149.23	-	(149.23)	-	-	-	746.13
Other comprehensive income for the year	-	-	-	-	-	-	-
Total comprehensive income for the year	149.23	-	596.90	-	-	-	-
Balance at 31 March 2023	415.19	420.34	1,017.74	-	-	-	1,853.27
Profit for the year	-	-	556.35	-	-	-	-
Add: Transfer to General Reserve	111.27	-	(111.27)	-	-	-	556.35
Other comprehensive income for the year	-	-	-	-	-	-	-
Total comprehensive income for the year	111.27	-	445.08	-	-	-	-
Balance at 31 March 2024	526.46	420.34	1,462.82	-	-	-	2,409.62

For: JPMK AND COMPANY
Chartered Accountants

Jitendra Vageriya
Partner
M. No.: 114424
FRN: 124193W



Place : Ahmedabad
Date : 21/05/2024
UDIN:24114424BKAPTW1400

For and on behalf of Board

Ashok Bafna
Director
DIN: 00572673

Shailen Shah
Director
DIN: 01569241

Place : Mumbai
Date : 21/05/2024



MONARCH NETWORK FINSERVE PRIVATE LIMITED

CIN: U65900MH1996PTC100919

Notes to financial statements for the year ended 31 March 2024

Note 1: Significant Accounting Policies

1. Basis of Accounting

The financial statements are prepared under the historical cost convention on an accrual basis of accounting in accordance with the accounting standards prescribed under Section 133 of the Companies Act, 2013.

2. Use of Estimates

These financial statements have been prepared on the basis of estimates, wherever necessary, which have an effect on the reported amounts of assets and liabilities as on the date of the statements and the reported amounts of income and expenditure for the reporting period. The difference between actuals and estimates is recognized in the subsequent period when the actuals are known.

3. Revenue Recognition

Revenue Recognition in the books of accounts has been recognized in the books of accounts in consonance with Accounting Standard - 9 relating to Revenue recognition. However, during the year under review, company has not conducted any business operation.

4. Earnings per share

Basic earnings per share is calculated by dividing the net profit or loss for the period attributable to equity shareholders by the weighted average number of equity shares outstanding during the period.

Diluted earnings per share is calculated by dividing the net profit or loss for the period attributable to equity shareholders and the weighted average number of shares outstanding during the period and adjusted for the effects of all dilutive potential equity shares.

5. Taxes on Income

Current tax is determined as the amount of tax payable in respect of taxable income of the year.

Deferred tax for the year is recognized, on timing differences, being the difference between taxable income and accounting income that originate in one period and are capable of reversal in one or more subsequent periods.



MONARCH NETWORK FINSERVE PRIVATE LIMITED

CIN: U65900MH1996PTC100919

Notes to financial statements for the year ended 31 March 2024

Deferred tax assets and liabilities are measured using the tax rates and tax laws that have been enacted or substantively enacted by the Balance Sheet date. Deferred tax assets are recognized and carried forward only if there is reasonable/virtual certainty of its realisation.


The carrying amount of Deferred Tax Assets are reviewed at each balance sheet date and written down or written up, to reflect the amount that is reasonably / virtually certain, as the case may be, to be realized.

6. Provisions, Contingent Liabilities and Contingent Assets

Provisions involving substantial degree of estimation in measurement are recognized when there is a present obligation as a result of past events and it is probable that there will be an outflow of resources. Contingent Liabilities are not recognized but are disclosed in the Notes. Contingent Assets are neither recognized nor disclosed in the financial statements.

Signatures to Notes 1 to 48 forming part of the financial statements and to the above notes.

For: JPMK AND COMPANY
Chartered Accountants


Jitendra Vageriya
Partner
M. No. 114424
FRN: 124193W
UDIN:
Place: Ahmedabad
Date: 21/05/2024
UDIN: 24114424BKAPTW1400



For and on behalf of Board


Ashok Bafna
Director
DIN: 01431472




Shailen Shah
Director
DIN : 01569241

(Currency: Indian Rupees in Lakhs)

Note :2 - Property, Plant & Equipment

Description	Computer	Office Equipment	V- Sat Equipments	Total
Cost as at 1st April 2022 (A)	238.68	52.35	111.67	402.71
Additions	-	-	-	-
Deletions	-	-	-	-
Cost as at 1 April 2023 (B)	238.68	52.35	111.67	402.71
Additions	-	-	-	-
Deletions	-	-	-	-
Cost as at 31 March 2024 (C)	238.68	52.35	111.67	402.71
Accumulated depreciation as at 1st April 2022 (D)	226.75	49.74	106.09	382.57
Depreciation for the period	-	-	-	-
Deletions	-	-	-	-
Accumulated depreciation as at 31st March 2023 (E)	226.75	49.74	106.09	382.57
Depreciation for the period	-	-	-	-
Deletions	-	-	-	-
Accumulated depreciation as at 31st March 2024 (F)	226.75	49.74	106.09	382.57
Net carrying amount as at 1 April 2022 (A) - (D)	11.93	2.62	5.58	20.14
Net carrying amount as at 31 March 2023 (B) - (E)	11.93	2.62	5.58	20.14
Net carrying amount as at 31st March 2024 (C) - (F)	11.93	2.62	5.58	20.14



MONARCH NETWORKTH FINSERVE PRIVATE LIMITED
CIN:U65900MH1996PTC100919

Notes to financial statements
(Currency: Indian Rupees in Lakhs)

Particulars	As at 31 March 2024	As at 31 March 2023
Note: 3 Deffered Tax Assets		
Provision for DTL	1.61	1.20
Total	1.61	1.20

Particulars	As at 31 March 2024	As at 31 March 2023
Note: 4 Non-current Tax Assets (Net)		
Balance with Revenue Authorities (net of provisions)	7.04	16.90
Total	7.04	16.90

Particulars	As at 31 March 2024	As at 31 March 2023
Note: 5 Loans & Advances		
Against NBFC Funding	767.51	210.82
Others	1,877.65	-
Total	2,645.16	210.82

Particulars	As at 31 March 2024	As at 31 March 2023
Note: 6 Trade Receivables		
Other Receivables	267.28	84.47
Total	267.28	84.47

Note : As per management opinion there is no Expected Credit Loss in Trade Receivables of the Company and all are on fair value.

Particulars	As at 31 March 2024	As at 31 March 2023
Note: 7 Cash and cash equivalents		
Cash on Hand	0.13	0.13
Balance with Bank	52.15	2,298.18
Total	52.29	2,298.32



Notes:

1. Cash and Bank balances as on 31 March 2024 & 31 March 2023 include cheques on hands, which were cleared subsequent to the year end on periodic basis.

Particulars	As at	As at
	31 March 2024	31 March 2023
Note: 8		
Other Current Non-Financial Assets		
Advances to Staff	0.80	0.35
Total	0.80	0.35



MONARCH NETWORK FINSERVE PRIVATE LIMITED
CIN:U65900MH1996PTC100919

Notes to financial statements

(Currency: Indian Rupees in Lakhs)

Particulars		As at 31 March 2024	As at 31 March 2023
1	Note: 9		
	Share Capital		
	a Authorised :		
	Equity Shares of Re. 10/- each		
	1,50,00,000 (Previous year 1,50,00,000) Equity shares	1,500.00	1,500.00
	TOTAL	1,500.00	1,500.00
	b Issued and Subscribed and Paid up:		
	96,66,666 (Previous year 96,66,666) Equity shares fully paid up	966.67	966.67
	TOTAL	966.67	966.67
	c Reconciliation of number of shares outstanding at the beginning and end of the year :		
	Equity share :		
	Outstanding at the beginning of the year	96.67	96.67
	Add/(Less) : Adjustments during the year	-	-
	Right issue	-	-
	Equity shares allotted as fully paid bonus shares by capitalisation of reserves	-	-
	Equity Shares bought back during the year	-	-
	Outstanding at the end of the year	96.67	96.67



d Terms / Rights attached to each classes of shares

Terms / Rights attached to Equity shares

The Company has only one class of equity shares with voting rights having a par value of Rs 10 per share. Each holder of equity shares is entitled to one vote per share. The Company declares and pays dividends in Indian Rupees. The dividend proposed by the Board of Directors is subject to the approval of the shareholders at the ensuing Annual General Meeting, except in case of interim dividend.

During the year ended 31 March 2024, the amount of dividend per equity share recognised as distributions to equity shareholders is NIL (previous year NIL).

In the event of liquidation of the Company, the shareholders of equity shares will be entitled to receive remaining assets of the Company after distribution of all preferential amounts. The distribution will be in proportion to the number of equity shares held by the shareholders.

e Shareholders holding more than 5% shares in the company is set out below:

Equity share	As at	As at
	31 March 2024	31 March 2023
	No. of Shares	No. of Shares
Monarch Network Capital Limited	96.67	96.67
Total	96.67	96.67

f The company had not issued any bonus share for consideration other than cash and no share had bought back during the period of five years immediately preceding the reporting date.

g During the year no share was reserved for issue under options and contracts/commitments for the sale of shares/disinvestment.



MONARCH NETWORK FINSERVE PRIVATE LIMITED
CIN:U65900MH1996PTC100919

Notes to financial statements
(Currency: Indian Rupees in Lakhs)

Particulars	As at 31 March 2024	As at 31 March 2023
Note: 10		
Other Equity		
Reserves & Surplus		
General reserve - at the beginning of the year	415.19	265.96
Add: Addition during the year	111.27	149.23
At the end of the year	526.46	415.19
Securities premium reserve - at the beginning of the year	420.34	420.34
Add: Addition during the year		
At the end of the year	420.34	420.34
Retained earnings - at the beginning of the year	1,017.74	420.84
Add: Addition during the year	556.35	746.13
Less: Transfer to General Reserve	(111.27)	(149.23)
At the end of the year	1,462.82	1,017.74
Total Reserves & Surplus	2,409.62	1,853.27



MONARCH NETWORK FINSERVE PRIVATE LIMITED
CIN:U65900MH1996PTC100919

Notes to financial statements
(Currency: Indian Rupees in Lakhs)

Particulars	As at 31 March 2024	As at 31 March 2023
Note: 11		
Non Current Provisions		
Provision for Gratuity	0.89	0.50
Total	0.89	0.50

Particulars	As at 31 March 2024	As at 31 March 2023
Note: 12		
Current Borrowings		
Unsecured Borrowings		
Loan From Related Parties	-	193.40
Total	-	193.40

Particulars	As at 31 March 2024	As at 31 March 2023
Note: 13		
Trade Payable		
Trade Payable	-	7.59
Trade payable expenses	0.32	11.39
Total	0.32	18.98

Particulars	As at 31 March 2024	As at 31 March 2023
Note: 14		
Current tax liabilities (net)		
Income Tax payable (net of advance taxes/TDS)	0.89	2.44
Total	0.89	2.44



Particulars	As at 31 March 2024	As at 31 March 2023
Note: 15		
Current Provisions		
Provision for expenses	0.40	0.40
Provisions for gratuity	0.40	0.24
Provision For CSR	15.52	-
Provisions for Standard Assets	3.07	0.84
Total	19.40	1.49

Particulars	As at 31 March 2024	As at 31 March 2023
Note: 16		
Statutory Liabilities	1.48	0.41
Total	1.48	0.41



MONARCH NETWORK FINSERVE PRIVATE LIMITED
CIN:U65900MH1996PTC100919

Notes to financial statements
(Currency: Indian Rupees in Lakhs)

Particulars	Year Ended on 31 March 2024	Year Ended on 31 March 2023
Note: 17		
Income from Operation		
(a) Interest Income	36.01	86.16
(b) Referral Fees income	515.50	426.72
(c) Other services	-	425.00
Total	551.51	937.88

Particulars	Year Ended on 31 March 2024	Year Ended on 31 March 2023
Note: 18		
Other Income		
(a) Interest income		
From subsidiary	274.40	157.41
Other interest income	0.05	0.03
Total	274.45	157.44

Particulars	Year Ended on 31 March 2024	Year Ended on 31 March 2023
Note: 19		
Employee Benefit Expenses		
Salary & Other Allowances		
Employee Salary	12.30	6.60
Contribution to provident & Other fund	0.55	0.14
Total	12.85	6.74

Particulars	Year Ended on 31 March 2024	Year Ended on 31 March 2023
Note: 20		
Finance Cost		
Bank Charges	0.29	0.24
Other Charges	-	0.14
Total	0.29	0.38



Particulars	Year Ended on 31 March 2024	Year Ended on 31 March 2023
Note: 21		
Other Expenses		
Legal & Professional Charges	18.15	70.03
Referral Fees Charges	-	32.40
Repairs & Maintenance	0.06	-
Depository Participant Charges	0.05	0.05
Fees & Subscription	0.26	0.36
Conveyance & Travelling	10.92	0.01
CSR Expenses	15.52	-
Telephone & Communication Charges	0.02	0.02
Auditors' Remuneration	0.40	0.40
Printing & Stationary	0.03	-
Rent Expenses	9.00	9.00
Other Expenses	2.88	-
Total	57.30	112.27



Notes to financial statements
(Currency: Indian Rupees in Lakhs)

Note: 22

Earnings per share (EPS)

Basic EPS amounts are calculated by dividing the profit for the year attributable to equity holders by the weighted average number of Equity shares outstanding during the year.

Diluted EPS amounts are calculated by dividing the profit attributable to equity holders (after adjusting for interest on the convertible preference shares) by the weighted average number of Equity shares outstanding during the year plus the weighted average number of Equity shares that would be issued on conversion of all the dilutive potential Equity shares into Equity shares.

i. Profit attributable to Equity holders

	31-Mar-24	31-Mar-23
Profit attributable to equity holders :		
Continuing operations	556.35	746.13
Discontinued operations		
Profit attributable to equity holders for basic earnings	556.35	746.13
Adjustments:		
Interest on Convertible preference shares		
Others		
Profit attributable to equity holders adjusted for the effect of dilution	556.35	746.13
ii. Weighted average number of ordinary shares		

	31-Mar-24	31-Mar-23
Issued ordinary shares at April 1	96.67	96.67
Effect of shares issued as Bonus shares		
Effect of share options exercised		
Effect of shares issued to related business combinations		
Effect of shares bought back during the year		
Weighted average number of shares at March 31 for EPS	96.67	96.67
Effect of dilution:		
Share options	-	-
Convertible preference shares	-	-
	96.67	96.67
Basic and Diluted earnings per share		
	31-Mar-24	31-Mar-23
	INR	INR
Basic earnings per share	5.76	7.72
Diluted earnings per share	5.76	7.72



Notes to financial statements
(Currency: Indian Rupees in Lakhs)

Note: 23

Tax expense

(a) Amounts recognised in profit and loss

	For the year ended 31-Mar-24	For the year ended 31-Mar-23
Current income tax	193.74	245.00
Changes in tax estimates of prior years	3.61	(9.47)
Deferred income tax liability / (asset), net		
Origination and reversal of temporary differences	(0.41)	(0.68)
Change in tax rate		
Recognition of previously unrecognised tax losses		
Change in recognised deductible temporary differences		
Deferred tax expense	(0.41)	(0.68)
Tax expense for the year	196.94	234.84
(b) Amounts recognised in other comprehensive income		

	For the year ended 31 March 2024			For the year ended 31 March 2023		
	Before tax	Tax (expense) benefit	Net of tax	Before tax	Tax (expense) benefit	Net of tax
Items that will not be reclassified to profit or loss						
Changes in revaluation surplus	-	-	-	-	-	-
Remeasurements of the defined benefit plans	-	-	-	-	-	-
Equity Instruments through Other Comprehensive Income	-	-	-	-	-	-
Items that will be reclassified to profit or loss	-	-	-	-	-	-
	-	-	-	-	-	-

(c) Reconciliation of effective tax rate on the Amounts recognised in profit and loss as Current Income Tax

Particulars	For the year ended 31-Mar-24	For the year ended 31-Mar-23
Profit before tax	753.29	980.97
Statutory income tax rate	25.17%	25.17%
Tax using the Company's domestic tax rate	189.60	246.91
Tax effect of:		
Non-deductible tax expenses	3.91	-
Others	3.20	(1.92)
	196.74	244.99



Notes to financial statements
(Currency: Indian Rupees in Lakhs)

(d) Movement in deferred tax balances

	31-Mar-24				
	Net balance April 1, 2023	Recognised in profit or loss	Recognised in OCI	Net	Deferred tax asset/(Deferred tax liability)
Deferred tax asset/(Liabilities)					
Property, plant and equipment	1.20	0.41		1.61	1.61
Compensated absences and gratuity	-	-	-	-	-
Investments in unquoted equity shares	-	-	-	-	-
MAT Credit entitlement	-	-	-	-	-
Tax assets (Liabilities)	1.20	0.41	-	1.61	1.61
Set off tax					
Net tax assets	1.20	0.41	-	1.61	1.61

(e) Movement in deferred tax balances

	31-Mar-23				
	Net balance 1 April 2022	Recognised in profit or loss	Recognised in OCI	Net	Deferred tax asset/(Deferred tax liability)
Deferred tax asset/(liabilities)					
Property, plant and equipment	0.52	0.68		1.20	1.20
Compensated absences and gratuity	-	-	-	-	-
Investments in unquoted equity shares	-	-	-	-	-
MAT Credit entitlement	-	-	-	-	-
Tax assets (Liabilities)	0.52	0.68	-	1.20	1.20
Set off tax					
Net tax assets	0.52	0.68	-	1.20	1.20

The company offsets tax assets and liabilities if and only if it has a legally enforceable right to set off current tax assets and current tax liabilities and the deferred tax assets and deferred tax liabilities relate to income taxes levied by the same tax authority.

Significant management judgement is required in determining provision for income tax, deferred income tax assets and liabilities and recoverability of deferred income tax assets. The recoverability of deferred income tax assets is based on estimates of taxable income by each jurisdiction in which the relevant entity operates and the period over which deferred income tax assets will be recovered.



Notes to financial statements

(Currency: Indian Rupees in Lakhs)

Note: 24

Employee benefit expense

The Company contributes to the following post-employment defined benefit plans in India.

(i) Defined Contribution Plans:

The contributions payable to these plans by the Company are at rates specified in the rules of the schemes.

The Company recognised following amounts for provident fund and ESIC contributions in the Statement of Profit and Loss.

	Year ended 31-Mar-24	Year ended 31-Mar-23
Contribution to Provident Fund	-	-
Contribution to ESIC	-	-
	<u>-</u>	<u>-</u>

(ii) Defined Benefit Plan:

A) The Company makes annual contributions to the Group Gratuity cum Life Assurance Schemes administered by the LIC of India, a funded defined benefit plan for qualifying employees. The scheme provides for payment as under:

i) On normal retirement / early retirement / withdrawal / resignation:

As per the provisions of the Payment of Gratuity Act, 1972 with vesting period of 5 years of service.

ii) On death in service:

As per the provisions of the Payment of Gratuity Act, 1972 without any vesting period.

The most recent actuarial valuation of plan assets and the present value of the defined benefit obligation for gratuity were carried out as at 31 March 2017. The present value of the defined benefit obligations and the related current service cost and past service cost, were measured using the Projected Unit Credit Method.

Based on the actuarial valuation obtained in this respect, the following table sets out the status of the gratuity plan and the amounts recognised in the Company's financial statements as at balance sheet date:

	31-Mar-24	31-Mar-23
Net defined benefit asset	-	-
Total employee benefit asset	-	-
Net defined benefit liability		
Liability for Gratuity	1.30	0.75
Total employee benefit liabilities	1.30	0.75
Non-current	0.89	0.24
Current	0.40	0.50



B. Movement in net defined benefit (asset) liability

The following table shows a reconciliation from the opening balances to the closing balances for net defined benefit (asset) liability and its components:

	Defined benefit obligation		Fair value of plan assets		Net defined benefit (asset) liability	
	31-Mar-24	31-Mar-23	31-Mar-24	31-Mar-23	31-Mar-24	31-Mar-23
Opening balance	0.75	1.06	-	-	0.75	1.06
Included in profit or loss						
Current service cost	0.12	0.20	-	-	0.12	0.20
Past service cost	-	-	-	-	-	-
Interest cost (income)	0.05	0.05	-	-	0.05	0.05
	0.91	1.31	-	-	0.91	1.31
Included in OCI						
Remeasurement loss (gain):						
Actuarial loss (gain) arising from:						
Demographic assumptions	-	-	-	-	-	-
Financial assumptions	0.01	(0.03)	-	-	0.01	-0.03
Experience adjustment	0.38	(0.53)	-	-	0.38	-0.53
Return on plan assets excluding interest income	-	-	-	-	-	-
	0.39	(0.56)	-	-	0.39	-0.56
Other						
Contributions paid by the employer	-	-	-	-	-	-
Benefits paid	-	-	-	-	-	-
Closing balance	1.30	0.75	-	-	1.30	0.75
Represented by:						
Net defined benefit asset					-	-
Net defined benefit liability					1.30	0.75
					1.30	0.75

Maturity Analysis of Projected Benefit Obligation from the reporting year:

	1st Following Year	2nd Following Year	3rd Following Year	4th Following Year	5th Following Year	Sum of Years 6 To 10
March 31, 2024						
March 31, 2023						

C. Plan assets

Plan assets comprise the following:

	31-Mar-23	31-Mar-22
Policy of insurance	0%	0%
Bank Balance	0%	0%
	0%	0%

D. Defined benefit obligations**i. Actuarial assumptions**

The following were the principal actuarial assumptions at the reporting date (expressed as weighted averages).

Particulars	31-Mar-24	31-Mar-23
Discount rate	7.30%	7.30%
Salary escalation rate	5.10%	5.10%
Withdrawal Rates	30% at all ages	30% at all ages
Mortality rate	Indian Assured Lives Mortality (2006-08)	Indian Assured Lives Mortality (2006-08)

Assumptions regarding future mortality have been based on published statistics and mortality tables. The current longevities underlying the values of the defined benefit obligation at the reporting date were as follows:



ii. Sensitivity analysis

Reasonably possible changes at the reporting date to one of the relevant actuarial assumptions, holding other assumptions constant, would have

Particulars	31-Mar-24		31-Mar-23	
	Increase	Decrease	Increase	Decrease
Rate of discounting (0.50% movement)	-1.31%	1.35%	-1.23%	1.27%
Rate of salary increase (0.50% movement)	1.36%	-1.34%	1.29%	-1.26%
Rate of employee turnover (10% movement)	-0.10%	0.07%	0.59%	-0.71%

Although the analysis does not take account of the full distribution of cash flows expected under the plan, it does provide an approximation of the sensitivity of the assumptions shown.



MONARCH NETWORK FINSERVE PRIVATE LIMITED
CIN:U65900MH1996PTC100919

Notes to financial statements
(Currency: Indian Rupees in Lakhs)

Note: 25
Leases- Operating leases

Leases as lessee - Not Applicable

Particulars	Year ended 31-Mar-24	Year ended 31-Mar-23
Lease Rental Payments	9.00	9.00
	9.00	9.00

b) Future minimum lease payments

At March 31, the future minimum lease payments under non-cancellable leases were payable as follows.

Particulars	31-Mar-24 INR	31-Mar-23 INR
Less than one year	9.00	9.00
Between one and five years	18.00	9.00
	27.00	18.00



MONARCH NETWORTH FINSERVE PRIVATE LIMITED
CIN:U65900MH1996PTC100919

Notes to financial statements
(Currency: Indian Rupees in Lakhs)

Note: 26
Fair value disclosures

1. Financial instruments – Fair values and riskmanagement

A. Accounting classification and fair values

The following table shows the carrying amounts and fair values of financial assets and financial liabilities, including their levels in the fair value hierarchy. It does not include fair value information for financial assets and financial liabilities not measured at fair value if the carrying amount is a reasonable approximation of fair value.

31-Mar-23	Carrying amount				Fair value			
	FVTPL	FVTOCI	Amortised Cost	Total	Level 1	Level 2	Level 3	Total
Financial assets								
Non-current investments	-	-	-	-	-	-	-	-
Non-current loans	-	-	2,645.16	2,645.16	-	-	-	-
Trade receivables	-	-	267.28	267.28	-	-	-	-
Cash and cash equivalents	-	-	52.29	52.29	-	-	-	-
Current Loans and advances	-	-	0.80	0.80	-	-	-	-
	-	-	2,965.52	2,965.52	-	-	-	-
Financial liabilities								
Non-current borrowings	-	-	-	-	-	-	-	-
Current borrowings	-	-	-	-	-	-	-	-
Trade payables	-	-	0.32	0.32	-	-	-	-
Other Non-Current financial liabilities	-	-	-	-	-	-	-	-
	-	-	0.32	0.32	-	-	-	-



31-Mar-23	Carrying amount				Fair value			
	FVTPL	FVTOCI	Amortised Cost	Total	Level 1	Level 2	Level 3	Total
Financial assets								
Non-current investments	-	-	-	-	-	-	-	-
Non-current loans	-	-	210.82	210.82	-	-	-	-
Trade receivables	-	-	84.47	84.47	-	-	-	-
Cash and cash equivalents	-	-	2,298.32	2,298.32	-	-	-	-
Current Loans and advances	-	-	0.35	0.35	-	-	-	-
	-	-	2,593.96	2,593.96	-	-	-	-
Financial liabilities								
Non-current borrowings	-	-	-	-	-	-	-	-
Current borrowings	-	-	193.40	193.40	-	-	-	-
Trade payables	-	-	18.98	18.98	-	-	-	-
Other Non-Current financial liabilities	-	-	-	-	-	-	-	-
	-	-	212.38	212.38	-	-	-	-

(1) Assets that are not financial assets, in the opinion of the management are not included.

(2) Other liabilities that are not financial liabilities, in the opinion of the management are not included.

(3) In the opinion of the management, based on the details available with the company, all the financial assets and liabilities are tested for valuation, to identify their fair value, as prescribed in Indian Accounting Standards, and are measured at fair value, to the extent possible. The assets/ liabilities, which are not possible to be measured at fair value, in the opinion of the management, in the opinion of the management, are presented in the financial statements at their book value, without any adjustment towards fair valuation.



B. Measurement of fair values (Key inputs for valuation techniques) :

1. Listed Equity Investments (other than Subsidiaries, Joint Ventures and Associates): Quoted Bid Price on Stock Exchange (Level 1)
2. Forward contracts : Forward exchange rate is taken from Foreign Exchange Dealers Association of India (FEDAI) (Level 1)
3. Valuation techniques and significant unobservable inputs: Not applicable (Level 3)

Transfers between Levels 1 and 2

There were no transfer from Level 1 to Level 2 or vice versa in any of the reporting periods.

C. Financial risk management

The Company has exposure to the following risks arising from financial instruments:

- Credit risk ;
- Liquidity risk ; and
- Market risk

i. Risk management framework

The Company's board of directors has overall responsibility for the establishment and oversight of the Company's risk management framework. The board of directors has established the Risk Management Committee, which is responsible for developing and monitoring the Company's risk management policies. The committee reports regularly to the board of directors on its activities.

The Company's risk management policies are established to identify and analyse the risks faced by the Company, to set appropriate risk limits and controls and to monitor risks and adherence to limits. Risk management policies and systems are reviewed regularly to reflect changes in market conditions and the Company's activities. The Company, through its training and management standards and procedures, aims to maintain a disciplined and constructive control environment in which all employees understand their roles and obligations.

The audit committee oversees how management monitors compliance with the company's risk management policies and procedures, and reviews the adequacy of the risk management framework in relation to the risks faced by the Company. The audit committee is assisted in its oversight role by internal audit. Internal audit undertakes both regular and ad hoc reviews of risk management controls and procedures, the results of which are reported to the audit committee.



Notes to financial statements
(Currency: Indian Rupees in Lakhs)

Financial instruments – Fair values and risk management (continued)

ii. Credit risk

Credit risk is the risk of financial loss to the Company if a customer or counterparty to a financial instrument fails to meet its contractual obligations, and arises principally from the Company's receivables from customers and investments in debt securities.

The carrying amount of following financial assets represents the maximum credit exposure:

Trade and other receivables

Total Trade receivables as on 31 March 2024 are as follows:

31 March 2024	267.28
31 March 2023	84.47

The Company does not have higher concentration of credit risks to a single customer.

The Company's exposure to credit risk is influenced mainly by the individual characteristics of each customer. However, management also considers the factors that may influence the credit risk of its customer base, including the default risk of the industry and country in which customers operate.

The Risk Management Committee has established a credit policy under which each new customer is analysed individually for creditworthiness before the Company's standard payment and delivery terms and conditions are offered. The Company's review includes external ratings, if they are available, and in some cases bank references. Sale limits are established for each customer and reviewed half yearly. Any sales exceeding those limits require approval from the Risk Management Committee.

As per simplified approach, the Company makes provision of expected credit losses on trade receivables using a provision matrix to mitigate the risk of default in payments and makes appropriate provision at each reporting date wherever outstanding is for longer period and involves higher risk.



Notes to financial statements*(Currency: Indian Rupees in Lakhs)*

At 31 March 2024, the maximum exposure to credit risk for trade and other receivables by geographic region was as follows:

Particulars	Carrying amount (in INR)	
	31 March 2024	31 March 2023
India	267.28	84.47
	267.28	84.47

Management believes that the unimpaired amounts that are past due by more than 90 days are still collectible in full, based on historical payment behaviour and extensive analysis of customer credit risk, including underlying customers' credit ratings if they are available.

The movement in the allowance for impairment in respect of trade and other receivables during the year was as follows:

	31 March 2024	31 March 2023
Opening balance	-	-
Provision for receivables impairment	-	-
Receivables written off during the year as uncollectible	-	-
Provision released during the year	-	-
Closing balance	-	-

Cash and cash equivalents

The company maintains its Cash and cash equivalents and Bank deposits with banks having good reputation, good past track record and high quality credit rating and also reviews their credit-worthiness on an on-going basis.



Notes to financial statements
(Currency: Indian Rupees in Lakhs)

Financial instruments – Fair values and risk management (continued)

iii. Liquidity risk

Liquidity risk is the risk that the Company will encounter difficulty in meeting the obligations associated with its financial liabilities that are settled by delivering cash or another financial asset. The Company's approach to managing liquidity is to ensure, as far as possible, that it will have sufficient liquidity to meet its liabilities when they are due, under both normal and stressed conditions, without incurring unacceptable losses or risking damage to the Company's reputation.

The Company uses product-based costing to cost its products and services, which assists it in monitoring cash flow requirements and optimizing its cash return on investments. The Company monitors the level of expected cash inflows on trade and other receivables together with expected cash outflows on trade and other payables.

Exposure to liquidity risk

The following are the remaining contractual maturities of financial liabilities at the reporting date. The amounts are gross and undiscounted, and include estimated interest payments and exclude the impact of netting agreements.

Contractual cash flows					
31-Mar-24	Carrying amount	Total	12 months or less	1-5 years	More than 5 years
INR					
Non-derivative financial liabilities					
Non-current borrowings	-	-	-	-	-
Current borrowings	-	-	-	-	-
Trade payables	0.32	0.32	0.32	-	-
Other financial liabilities	-	-	-	-	-
Derivative financial liabilities					
Forward exchange contracts	-	-	-	-	-
Contractual cash flows					
31-Mar-23	Carrying amount	Total	12 months or less	1-5 years	More than 5 years
Non-derivative financial liabilities					
Non-current borrowings	-	-	-	-	-
Current borrowings	193.40	193.40	193.40	-	-
Trade payables	18.98	18.98	18.98	-	-
Other financial liabilities	-	-	-	-	-
Derivative financial liabilities					
Forward exchange contracts	-	-	-	-	-



Notes to financial statements

(Currency: Indian Rupees in Lakhs)

Financial instruments – Fair values and risk management (continued)

iv. Market risk

Market risk is the risk that changes in market prices – such as foreign exchange rates and interest rates – will affect the Company's income or the value of its holdings of financial instruments. Market risk is attributable to all market risk sensitive financial instruments including foreign currency receivables and payables and long term debt. We are exposed to market risk primarily related to foreign exchange rate risk and interest rate risk. Thus, our exposure to market risk is a function of revenue generating and operating activities in foreign currency. The objective of market risk management is to avoid excessive exposure in our foreign currency revenues and costs.

Currency risk

The Company is not exposed to any currency risk on account of its borrowings, other payables and receivables in foreign currency. All dealings are done in domestic markets by the company. The functional currency of the Company is Indian Rupee.



Notes to financial statements
(Currency: Indian Rupees in Lakhs)

Financial instruments – Fair values and risk management (continued)

Interest rate risk

Interest rate risk can be either fair value interest rate risk or cash flow interest rate risk. Fair value interest rate risk is the risk of changes in fair values of fixed interest bearing financial instruments because of fluctuations in the interest rates. Cash flow interest rate risk is the risk that the future cash flows of floating interest bearing financial instruments will fluctuate because of fluctuations in the interest rates.

Exposure to interest rate risk

Company's interest rate risk arises from borrowings and fixed income financial instruments. Borrowings issued at fixed rates exposes to fair value interest rate risk. The interest rate profile of the Company's interest-bearing financial instruments as reported to the management of the Company is as follows.

	Nominal amount in INR	
	31-Mar-24	31-Mar-23
Fixed-rate instruments		
Financial assets	-	-
Financial liabilities	-	-
Variable-rate instruments		
Financial assets	-	-
Financial liabilities	-	-
Total	-	-

Fair value sensitivity analysis for fixed-rate instruments

The Company does not account for any fixed-rate financial assets or financial liabilities at fair value through profit or loss. Therefore, a change in interest rates at the reporting date would not affect profit or loss.

Cash flow sensitivity analysis for variable-rate instruments

The company does not have any financial assets or financial liabilities bearing floating interest rates. Therefore, a change in interest rates at the reporting date would not affect profit or loss.



MONARCH NETWORK FINSERVE PRIVATE LIMITED
CIN:U65900MH1996PTC100919

Notes to financial statements
(Currency: Indian Rupees in Lakhs)

Note 27
Capital Management

The Company's policy is to maintain a strong capital base so as to maintain investor, creditor and market confidence and to sustain future development of the business.

The Company monitors capital using a ratio of 'adjusted net debt' to 'adjusted equity'. For this purpose, adjusted net debt is defined as total borrowings, comprising interest-bearing loans and borrowings less cash and cash equivalents. Adjusted equity comprises all components of equity.

The Company's adjusted net debt to equity ratio at 31 March 2024 was as follows.

	INR	
	As at 31 March 2024	As at 31 March 2023
Total Borrowings	-	193.40
Less : Cash and cash equivalent	52.29	2,298.32
Adjusted net debt	(52.29)	(2,104.92)
Total equity	3,376.29	2,819.94
Less : Hedging reserve	-	-
Adjusted equity	3,376.29	2,819.94
Adjusted net debt to adjusted equity ratio	(0.02)	(0.75)

In addition the Company has financial covenants relating to the borrowing facilities that it has taken from the lenders like interest coverage service ratio, Debt to EBITDA, etc. which is maintained by the Company.



MONARCH NETWORK FINSERVE PRIVATE LIMITED
CIN:U65900MH1996PTC100919

Notes to financial statements
(Currency: Indian Rupees in Lakhs)

Note 28

Related party relationships, transactions and balances

A Nature of relationship

I Holding Company

a Monarch Network Capital Limited



Notes to financial statements
(Currency: Indian Rupees in Lakhs)

Note 27
Related Party Disclosures: (Continued)

B. The following transactions were carried out during the year with the related parties in the ordinary course of business:

Nature of Transactions	Holding Companies		Enterprises over which Directors and their relatives exercise significant influence		Key Management Personnel and their relatives		Total	
	2023-24	2022-23	2023-24	2022-23	2023-24	2022-23	2023-24	2022-23
Revenue								
Advisory Services	-	-	-	-	-	-	-	-
Rent Income	-	-	-	-	-	-	-	-
Interest Income	274.40	157.41	9.00	9.00	-	-	283.40	166.41
Demat Charges Income	-	-	-	-	-	-	-	-
Brokerage Income	-	-	-	-	-	-	-	-
Total	274.40	157.41	9.00	9.00	-	-	283.40	166.41
Expenses								
Interest On loan	-	-	-	-	-	-	-	-
Demat Charges	0.05	0.05	-	-	-	-	0.05	0.05
Common Infrastructure Charges	-	-	-	-	-	-	-	-
Lease Rent Paid	9.00	9.00	-	-	-	-	9.00	9.00
Brokerage expenses	-	-	-	-	-	-	-	-
Total	9.05	9.05	-	-	-	-	9.05	9.05



MONARCH NETWORK FINSERVE PRIVATE LIMITED
CIN:U65900MH1996PTC100919

Notes to financial statements

(Currency: Indian Rupees in Lakhs)

Note 28

Related Party Disclosures: (Continued)

C. The following transactions were carried out during the year with the related parties in the ordinary course of business:

Nature of Transactions	Holding Companies		Enterprises over which Directors and their relatives exercise significant influence		Key Management Personnel and their relatives		Total	
	31-Mar-24	31-Mar-23	31-Mar-24	31-Mar-23	31-Mar-24	31-Mar-23	31-Mar-24	31-Mar-23
Payables								
Networth Financial Service Limited	-	193.40	-	-	-	-	-	193.40
Total	-	193.40	-	-	-	-	-	193.40
Receivables / Advances								
Monarch Networth Capital Ltd	1,877.65	-	-	-	-	-	1,877.65	-
Total	1,877.65	-	-	-	-	-	1,877.65	-

All transactions with the related parties are priced on an arm's length prices and resulting outstanding balances are to be settled in cash on demand. None of the balances are secured.



Notes to financial statements

(Currency: Indian Rupees in Lakhs)

Note 29

Contingent liabilities (to the extent not provided for)

a) As informed and self certification made by the management, Contingent Liabilities for the year ended 31st, March 2024 is that Company has received Order u/s 143(3) of Income tax Act, 1961 for A.Y 2014-15 and demand of Rs.4.12 lakhs raised, In connection with the same assessee has filed an appeal against the same demand and penalty proceeding u/s 271(c) for the same is kept at abeyance.

b) As informed and self certification made by the management, Contingent Liabilities for the year ended 31st, March 2024 is that Company has received Order 73 of GST Act, for FY 2017-18 and demand of Rs.6.08 lakhs raised. In connection with the same assessee has filed an appeal against the same demand.

Note 30

Commitments

	31-Mar-24	31-Mar-23
Estimated amount of contracts remaining to be executed on capital account and not provided for	Nil	Nil

Note 31

Dues to micro, small and medium enterprises

	31-Mar-24	31-Mar-23
The amounts remaining unpaid to micro and small suppliers as at the end of the year		
Principal	Nil	Nil
Interest	Nil	Nil
The amount of interest paid by the buyer as per the Micro Small and Medium Enterprises Development Act, 2006 (MSMED Act, 2006)	-	-
The amounts of the payments made to micro and small suppliers beyond the appointed day during each accounting year	-	-
The amount of interest due and payable for the period of delay in making payment (which have been paid but beyond the appointed day during the year) but without adding the interest specified under MSMED Act, 2006	-	-
The amount of interest accrued and remaining unpaid at the end of each accounting year	-	-
The amount of further interest remaining due and payable even in the succeeding years, until such date when the interest dues as above are actually paid to the small enterprise for the purpose of disallowance as a deductible expenditure under the MSMED Act, 2006	-	-



Note 32**Earnings and expenditure in Foreign Currency during the year:**

	31-Mar-24	31-Mar-23
Earnings in Foreign Currency	Nil	Nil
Expenditure in Foreign Currency	Nil	Nil

Note 33

Dividends proposed to be distributed for the equity shareholders for the year ended 2023-2024 is Nil.

Note 34**Segment information**

As per the requirements of Ind AS 108 on "Operating Segments", segment information has been provided under the Notes to Consolidated Financial Statements.

Note 35

	31-Mar-24	31-Mar-23
Forward exchange contracts outstanding on the balance sheet date which is entered to hedge foreign exchange exposures of the Company.	Nil	Nil

Note 36

The Company has carried out Impairment test on its Fixed Assets as on the date of Balance Sheet and the management is of the opinion that there is no asset for which provision of impairment is required to be made as per applicable Indian Accounting Standard.

Note 37

Balance of all Sundry Debtors, Sundry Creditors, Investments & Loan and Advances are subject to confirmation and consequent reconciliation and adjustments, if any.

Note 38

In the opinion of the board, the current assets, loans and advances are approximately of the value state, if realized in ordinary course of business. The provision for depreciation and for all known liabilities is adequate and not in excess of the amount reasonably necessary.

Note 39**Events Occurring After the Balance Sheet Date**

To the best of knowledge of the management, there are no events occurring after the Balance Sheet date that provide additional information materially affecting the determination of the amounts relating to the conditions existing at the Balance Sheet Date that requires adjustment to the Assets or Liabilities of the Company.

Note 40**Directors Remuneration**

	31-Mar-24	31-Mar-23
Director Remuneration	-	-

Computation of net profit u/s 198 of the Companies Act, 2013 is not furnished as no commission is payable / paid to the Directors. The reimbursement or payment of expenses as per the contractual appointment, are not in the nature of personal expenses, as the same are accepted/incurred under contractual obligation as per the business practices. Also the expenditure incurred in the normal course of business, in accordance with the generally accepted business practices, on employees and directors, is not considered as expenditure of personal nature. There for the same has not been considered for the above purpose.



Note 41**Auditors Remuneration**

	31-Mar-24	31-Mar-23
Towards Statutory & Tax Audit (Exclusive of Service Tax/GST)	0.40	0.40
	0.40	0.40

Note 42

The Company provides for the use by its subsidiaries certain facilities like use of premises infrastructure and other facilities / services and the same are termed as 'Shared Services'. The cost of such Shared Services are recovered from subsidiaries either on actual basis or on reasonable management estimates which are constantly refined in the light of additional knowledge gained relevant to such estimation.

Note : 43**Corporate social responsibility**

Pursuant to the application of Section 135 of the Act and the Rules framed thereunder, the Company has constituted the CSR committee during the year. The company is required to spend at least two per cent of the average net profits of the company made during the three immediately preceding financial years as per the activities which are specified in Schedule VII of the Act and the Company has decided to spend the amount by way of contribution to a Trust. The disclosure as required by the Guidance Note on Accounting for Expenditure on Corporate Social Responsibility Activities issued by the Institute of Chartered Accounts of India are as follows:

Particulars	Year Ended on 31 March 2024	Year Ended on 31 March 2023
Unspent Balance at the beginning	-	-
Provision made by the Company during the year	15.52	-
Prior Period Provision made by the Company during the year	-	-
Amount Spent during the year	-	-
- Construction / acquisition of any asset	-	-
- On purpose of other than above	-	-
Amount remaining to be Spent at the end of the year	15.52	-



MONARCH NETWORK FINSERVE PRIVATE LIMITED
CIN:U65900MH1996PTC100919

Notes to financial statements
(Currency: Indian Rupees in Lakhs)

Note 44

Disclosure as per Clause 32 of the listing Agreement with the Stock Exchanges

Particulars	Relationship		Amount outstanding as at March 31, 2024	Maximum balance outstanding during the year
Monarch Network Capital Limited	Holding	CY		1,877.65
		PY	-	900.79

Note: Where, CY= Current year's figures & PY= Previous year's figures



MONARCH NETWORTH FINSERVE PRIVATE LIMITED
CIN:U65900MH1996PTC100919
(Currency: Indian Rupees in Lakhs)

Note 45
Trade Receivables & Loan Advances Ageing Schedule

Particulars	Outstanding for following periods from due date of payment							Total
	Unbilled	Not Due	Less than 6 months	6 months -1 year	1-2 years	2-3 years	More than 3 years	
As on 31st March 2024								
Undisputed Trade receivables:								
- considered good	-	-	1,058.74	1,678.76		100.00	74.93	2,912.43
- which have significant increase in credit risk	-	-	-	-	-	-	-	-
- credit impaired	-	-	-	-	-	-	-	-
Disputed Trade Receivables:								
- considered good	-	-	-	-	-	-	-	-
- which have significant increase in credit risk	-	-	-	-	-	-	-	-
- credit impaired	-	-	-	-	-	-	-	-
As on 31st March 2023								
Undisputed Trade receivables:								
- considered good	-	-	92.57	-	-	202.72	-	295.29
- which have significant increase in credit risk	-	-	-	-	-	-	-	-
- credit impaired	-	-	-	-	-	-	-	-
Disputed Trade Receivables:								
- considered good	-	-	-	-	-	-	-	-
- which have significant increase in credit risk	-	-	-	-	-	-	-	-
- credit impaired	-	-	-	-	-	-	-	-

Note 46
Trade Payables Ageing Schedule

Particulars	Outstanding for following periods from due date of payment						Total
	Not Due	Less than 1 year	1-2 years	2-3 years	More than 3 years		
As on 31.03.2022							
(i) MSME*	-	-	-	-	-	-	-
(ii) Others	-	0.32	-	-	-	-	0.32
(iii) Disputed dues — MSME*	-	-	-	-	-	-	-
(iv) Disputed dues - Others	-	-	-	-	-	-	-
Total	-	-	-	-	-	-	-
As on 31.03.2021							
(i) MSME*	-	-	-	-	-	-	-
(ii) Others	-	10.18	8.80	-	-	-	18.98
(iii) Disputed dues — MSME*	-	-	-	-	-	-	-
(iv) Disputed dues - Others	-	-	-	-	-	-	-
Total	-	-	-	-	-	-	-

*MSME as per the Micro, Small and Medium Enterprises Development Act, 2006, as per information available with the Company



MONARCH NETWORK FINSERVE PRIVATE LIMITED

CIN:U65900MH1996PTC100919

(Currency: Indian Rupees in Lakhs)

Note 47

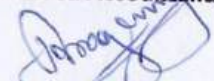
Previous year's figures have been regrouped or reclassified wherever necessary

Note : 48

These financial statements are presented in Indian Rupees (INR), which is also its functional currency and all values are rounded to the nearest Lakhs, except when otherwise indicated. The amounts which are less than Rs. 0.01 Lakhs are shown as Rs 0.00 Lakhs.

As per our report of even date attached.

For: JPMK AND COMPANY
Chartered Accountants


Jitendra Vageriya

Partner

M. No.: 114424

FRN: 124193W


Place : Ahmedabad

Date : 21/05/2024

UDIN:24114424BKAPTW1400




For and on behalf of Board


Ashok Bafna

Director

DIN: 01431472


Shailen Shah

Director

DIN: 01569241



Place : Mumbai

Date : 21/05/2024