


[Home](#)[Validate](#)[Import XML](#)

General information about company

Scrip code	511551
NSE Symbol	
MSEI Symbol	
ISIN	INE903D01011
Name of the company	MONARCH NETWORK CAPITAL LIMITED
Whether company is SME	No
Class of Security	Equity Shares
Type of report	Quarterly
Quarter Ended / Half year ended/Date of Report (For Prelisting / Allotment)	31-12-2018
Date of allotment / extinguishment (in case Capital Restructuring selected) / Listing Date	
Shareholding pattern filed under	Regulation 31 (1) (b)



[Home](#)[Validate](#)

Sr. No.	Particular	Yes/No	Promoter and Promoter Group	Public shareholder	Non Promoter- Non Public
1	Whether the Listed Entity has issued any partly paid up shares?	No	No	No	No
2	Whether the Listed Entity has issued any Convertible Securities ?	No	No	No	No
3	Whether the Listed Entity has issued any Warrants ?	No	No	No	No
4	Whether the Listed Entity has any shares against which depository receipts are issued?	No	No	No	No
5	Whether the Listed Entity has any shares in locked-in?	No	No	No	No
6	Whether any shares held by promoters are pledge or otherwise encumbered?	No	No		
7	Whether company has equity shares with differential voting rights?	No	No	No	No




Table 1: Summary Statement holding of specified securities

Note : Data will be automatically populated from shareholding pattern sheet - Data Entry Restricted in this sheet

Category (I)	Category of shareholder (II)	Nos. Of shareholders (III)	No. of fully paid up equity shares held (IV)	No. Of Partly paid-up equity shares held (V)	No. Of shares underlying Depository Receipts (VI)	Total nos. shares held (VII) = (IV)+(V)+ (VI)	Shareholding as a % of total no. of shares calculated as per SCRR, 1957 (VIII) As a % of (A+B+C2)	Number of Voting Rights held in each class of securities (IX)				No. Of Shares Underlying Outstanding convertible securities (X)	No. of Shares Underlying Outstanding Warrants (XI)	No. Of Shares Underlying Outstanding convertible securities and No. Of Warrants (XI) (a)	Shareholding, as a % assuming full conversion of convertible securities (as a percentage of diluted share capital) (XI)-(VII)-(X) As a % of (A+B+C2)	Number of Locked in shares (XII)		Number of Shares pledged or otherwise encumbered (XIII)		Number of equity shares held in dematerialized form (XIV)
								No of Voting (XIV) Rights			Total as a % of (A+B+C)					No. (a)	As a % of total Shares held (b)	No. (a)	As a % of total Shares held (b)	
								Class eg: X	Class eg: Y	Total										
(A)	Promoter & Promoter Group	14	19786102			19786102	65.28		19,786,102.00					65.28					19786102	
(B)	Public	5133	10525498			10525498	34.72		10525498.00					34.72					10272284	
(C)	Non Promoter- Non Public																			
(C1)	Shares underlying DRs																			
(C2)	Shares held by Employee Trusts																			
	Total	5147	30311600			30311600	100		30311600.00					100					30058386	



Sr.	Category or S. Name of the Shareholders (I)	No. of shareholders (III)	No. of fully paid-up equity shares held (IV)	No. of Partly paid-up equity shares held (V)	No. of shares underlying Depository Receipts (VI)	Total no. shares held (VII) = (IV)+(V)+(VI)	% holding as a % of total no. of shares (calculated as per SCRR, 1957) (VIII) As a % of (A+B+C2)	Class eg: X	Class eg: Y	Total	Intn. as a % of Total Voting rights	% of shares underlying Outstanding convertible securities (X)	No. of Shares Underlying Outstanding Warrants (XI)	No. of Shares underlying Outstanding convertible securities and No. of Warrants (X)+(XI) (a)	As a percentage of diluted share capital [(X)+(VII)+(XI) As a % of (A+B+C2)]	No. (a)	As a % of total Shares held (b)	No. (a)	As a % of total Shares held (b)	Number of equity shares held in dematerialized form (XIV)
A Table II - Statement showing shareholding pattern of the Promoter and Promoter Group																				
(1) Indian																				
(a)	Individuals/Hindu undivided Family	13	18379102			18379102	60.63	18379102.00		18379102	60.63			60.63						18379102
(b)	Central Government/State Government(s)																			
(c)	Financial Institutions/Banks																			
(d)	Any Other (specify)	1	1407000			1407000	4.64	1407000.00		1407000	4.64			4.64						1407000
	Sub-Total (A)(1)	14	19786102			19786102	65.28	19786102.00		19786102	65.28			65.28						19786102
(2) Foreign																				
(a)	Individuals (Non-resident individuals/ Foreign Individuals)																			
(b)	Government																			
(c)	Institutions																			
(d)	Foreign Portfolio Investors																			
(e)	Any Other (specify)																			
	Sub-Total (A)(2)																			
	Total Shareholding of Promoter and Promoter Group (A)=(A)(1)+(A)(2)	14	19786102			19786102	65.28	19786102.00		19786102	65.28			65.28						19786102
Details of shares which remain unclaimed for Promoter & Promoter Group																				
B Table III - Statement showing shareholding pattern of the Public shareholder																				
Note: Kindly show details of shareholders having more than one percentage of total no. of shares. Please refer software manual.																				
(1) Institutions																				
(a)	Mutual Funds																			
(b)	Venture Capital Funds																			
(c)	Alternate Investment Funds																			
(d)	Foreign Venture Capital Investors																			
(e)	Foreign Portfolio Investors	1	958388			958388	3.16	958388		958388	3.16			3.16						958388
(f)	Financial Institutions/Banks	2	299145			299145	0.99	299145		299145	0.99			0.99						298845
(g)	Insurance Companies																			
(h)	Pension Funds / Pension Funds																			
(i)	Any Other (specify)																			
	Sub-Total (B)(1)	3	1257533			1257533	4.15	1257533.00		1257533	4.15			4.15						1257233
(2) Central Government/ State Government(s)/ Government of India																				
	Sub-Total (B)(2)																			
(3) Non-institutions																				
(a)(i)	Individuals - Individual shareholders holding nominal share capital up to Rs. 2 lakhs	4779	2605992			2605992	8.60	2605992		2605992	8.60			8.60						2364729
(a)(ii)	Individual shareholders holding nominal share capital in excess of Rs. 2 lakhs	35	1794995			1794995	5.92	1794995		1794995	5.92			5.92						1794995
(b)	NREs registered with RBI	1	10			10	0.00	10		10	0.00			0.00						10
(c)	Employees Trusts																			
(d)	Officers/ Depositories holding PMS/ Balances/ FVOC/																			
(e)	Any Other (specify)	315	4866968			4866968	16.06	4866968		4866968	16.06			16.06						4855317
	Sub-Total (B)(3)	5130	9267965			9267965	30.58	9267965.00		9267965	30.58			30.58						9015051
	Total Public Shareholding (B)=(B)(1)+(B)(2)+(B)(3)	5133	10525498			10525498	34.72	10525498.00		10525498	34.72			34.72						10272284
Details of the shareholders acting as persons in contact for Public																				
Details of shares which remain unclaimed for Public																				
C Table IV - Statement showing shareholding pattern of the Non Promoter- Non Public shareholder																				
(1)	Category/DR Holder - Name of DR holder (if applicable)																			
(2)	Category/DR Holder - Name of DR holder (if applicable) - Employee Benefit Trust (under SEBI Share based Employee Benefit Regulations, 2014)																			
	Total Non-Promoter- Non Public Shareholding (C)=(C)(1)+(C)(2)																			
	Total (A+B+C)	5147	30311600			30311600	100.00	30311600.00		30311600	100.00			100.00						30058386
	Total (A+B+C)	5147	30311600			30311600	100.00	30311600.00		30311600	100.00			100.00						30058386
Disclosure of notes on shareholding pattern																				
Add Notes																				
Disclosure of notes in case of promoter holding in dematerialised form is less than 100 percentage																				
Add Notes																				
Disclosure of notes in case of public share holding is less than 25 percentage																				
Add Notes																				
Disclosure of notes on shareholding pattern for company remarks explanatory																				
Add Notes																				




Home

Validate

Serial No.	Name of the Shareholders (I)	PAN (II)	No. of fully paid up equity shares held (IV)	Total nos. shares held (VII) = (IV)+(V)+ (VI)	Shareholding as a % of total no. of shares (calculated as per SCRR, 1957) (VIII) As a % of (A+B+C2)	Number of Voting Rights held in each class of securities			Shareholding , as a % assuming full conversion of convertible securities (as a percentage of diluted share capital) (XI)= (VII)+(XI)(a) As a % of (A+B+C2)	Number of equity shares held in dematerialized form (XIV)	Reason for not providing PAN	Shareholder type
						No of Voting (XIV) Rights		Total as a % of Total Voting rights				
						Class eg:X	Total					
A1(a) Individuals/Hindu undivided Family												
<input type="button" value="Add"/> <input type="button" value="Delete"/>												
1	VAIBHAV JAYANTIL SHAH	AFGPS4048R	3108815	3108815	10.26	3108815.00	3108815.00	10.26	10.26	3108815		
2	SURESH P JAIN	AAFPI1029F	2642137	2642137	8.72	2642137.00	2642137.00	8.72	8.72	2642137		
3	SURESH BABULAL BAFNA	AACP3278M	2512500	2512500	8.29	2512500.00	2512500.00	8.29	8.29	2512500		
4	BELA HIMANSHU SHAH	AHBP57672L	2406000	2406000	7.94	2406000.00	2406000.00	7.94	7.94	2406000		
5	BANKIM JAYANTIL SHAH	ACIPS6574R	2206000	2206000	7.28	2206000.00	2206000.00	7.28	7.28	2206000		
6	MANJU SURESH BAFNA	AEVP81364F	1507500	1507500	4.97	1507500.00	1507500.00	4.97	4.97	1507500		
7	HIMANSHU JAYANTIL SHAH	AEJPS4758N	1206000	1206000	3.98	1206000.00	1206000.00	3.98	3.98	1206000		
8	KINNARI VAIBHAV SHAH	AHBP57671K	1204000	1204000	3.97	1204000.00	1204000.00	3.97	3.97	1204000		
9	ASHOK DAULATRAJ BAFNA	AEQP82095G	703500	703500	2.32	703500.00	703500.00	2.32	2.32	703500		
10	SHAILEN RAMESH SHAH	AACP56993A	703500	703500	2.32	703500.00	703500.00	2.32	2.32	703500		
11	HEMANGI BANKIM SHAH	AMJPS8891C	100000	100000	0.33	100000.00	100000.00	0.33	0.33	100000		
12	KANTA SURESH JAIN .	ADCPJ0312M	78300	78300	0.26	78300.00	78300.00	0.26	0.26	78300		
13	RAJ NATHMAL BHANDARI	ABJP81014H	850	850	0.00	850.00	850.00	0.00	0.00	850		
Click here to go back			Total	18379102	60.63	18379102.00	18379102.00	60.63	60.63	18379102		

Rupak




Home

Validate


Searial No.	Category	Name of the Shareholders (I)	PAN (II)	No. of the Shareholders (I)	No. of fully paid up equity shares held (IV)	Total nos. shares held (VII) = (IV)+(V)+(VI)	Shareholding as a % of total no. of shares (calculated as per SCRR, 1957) (VIII) As a % of (A+B+C2)	Number of Voting Rights held in each class of securities			Shareholding, as a % assuming full conversion of convertible securities (as a percentage of diluted share capital) (XI) = (VII)+(X)	Number of equity shares held in dematerialized form (XIV)	Reason for not providing PAN	Shareholder type
								No of Voting (XIV) Rights		Total as a % of Total Voting rights				
								Class eg: X	Total					
A1(d)	Any Other (specify)													
	<div style="display: flex; justify-content: space-between;"> Add Delete </div>													
1	Bodies Corporate	SIMANDHAR SECURITIES PVT LTD	AAMCS1761P	1	1407000	1407000	4.64	1407000.00	1407000.00	4.64	4.64	1407000		
	Click here to go back		Total	1	1407000	1407000	4.64	1407000.00	1407000.00	4.64	4.64	1407000		

Rupali



[Home](#)[Validate](#)

Serial No.	Name of the Shareholders (I)	PAN (II)	No. of fully paid up equity shares held (IV)	Total nos. shares held (VII) = (IV)+(V)+(VI)	Shareholding as a % of total no. of shares (calculated as per SCRR, 1957) (VIII) As a % of (A+B+C2)	Number of Voting Rights held in each class of securities			Shareholding, as a % assuming full conversion of convertible securities (as a percentage of diluted share capital) (XI) = (VII)+(X) As a % of (A+B+C2)	Number of equity shares held in dematerialized form (XIV)	Reason for not providing PAN
						No of Voting (XIV) Rights		Total as a % of Total Voting rights			
						Class eg: X	Total				
B1(e) Foreign Portfolio Investors											
Disclosure of shareholder holding more than 1% of total number of shares											
Add Delete											
1	NOMURA SINGAPORE LIMITED	AADCN2750N	958388	958388	3.16	958388.00	958388.00	3.16	3.16	958388	
Click here to go back		Total	958388	958388	3.16	958388.00	958388.00	3.16	3.16	958388	



Home Validate

Searial No.	Category	Category / More than 1 percentage	Name of the Shareholders (I)	PAN (II)	No. of the Shareholders (I)	No. of fully paid up equity shares held (IV)	Total nos. shares held (VII) = (IV)+(V)+(VI)	Shareholding as a % of total no. of shares (calculated as per SCRR, 1957) As a % of (A+B+C2)	Number of Voting Rights held in each class of securities		Shareholding, as a % assuming full conversion of convertible securities (as a percentage of diluted share capital) (XI) = (VII)+(X) As a % of (A+B+C2)	Number of equity shares held in dematerialized form (XIV)	Reason for not providing PAN	
									No of Voting (XIV) Rights					Total as a % of Total Voting rights
									Class eg: X	Total				
B3(e) Any Other (specify)														
						100	4185735	4185735	13.81	4185735	4185735	13.81	13.81	4174084
1	Bodies Corporate	Category		AAECM8095N		1	2412000	2412000	7.96	2412000	2412000	7.96	7.96	2412000
2	Bodies Corporate	More than 1 percentage of shareholding	TAPHOR REALTY INVESTMENTS PRIVATE LIMITED	AAACH1037K		1	487186	487186	1.61	487186	487186	1.61	1.61	487186
3	Bodies Corporate	More than 1 percentage of shareholding	DSP HMK HOLDINGS PRIVATE LIMITED	AAJCS6343L		1	480545	480545	1.59	480545	480545	1.59	1.59	480545
4	Bodies Corporate	More than 1 percentage of shareholding	SPOT LIGHT SECURITIES PVT LTD			31	159605	159605	0.53	159605	159605	0.53	0.53	159605
5	Non-Resident Indian (NRI)	Category				173	438525	438525	1.45	438525	438525	1.45	1.45	438525
6	HUF	Category				11	83103	83103	0.27	83103	83103	0.27	0.27	83103
7	Clearing Members	Category				315	4866968	4866968	16.06	4866968.00	4866968.00	16.06	16.06	4855317
						Click here to go back		Total						

Rupat

